



Họ tên :

TOÁN TIỀN TIỂU HỌC


PHẠM VI 10



Bài 1 : HÌNH VUÔNG, HÌNH TRÒN














Hình vuông



Hình tròn


1. Tô màu theo yêu cầu:

- Bé hãy tô màu đỏ vào hình vuông.
- Bé hãy tô màu xanh vào hình tròn.



2. Nối đồ vật với hình.



Hình vuông 



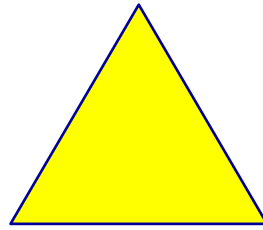
Hình tròn 



Bài 2 : HÌNH CHỮ NHẬT, HÌNH TAM GIÁC



Hình chữ nhật



Hình tam giác




1. Nối đồ vật với hình.



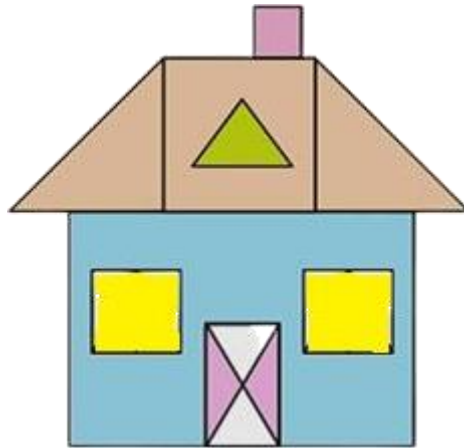
Hình chữ nhật





Hình tam giác



2. Đếm hình.




- Có hình tam giác 

- Có hình chữ nhật 


BÀI 3: LUYỆN TẬP

1. Quan sát tranh và nối đồ vật trong tranh với hình đúng:




Hình tròn 

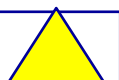


Hình chữ nhật 


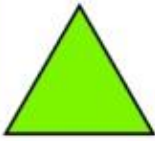




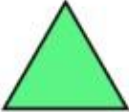















Hình vuông 

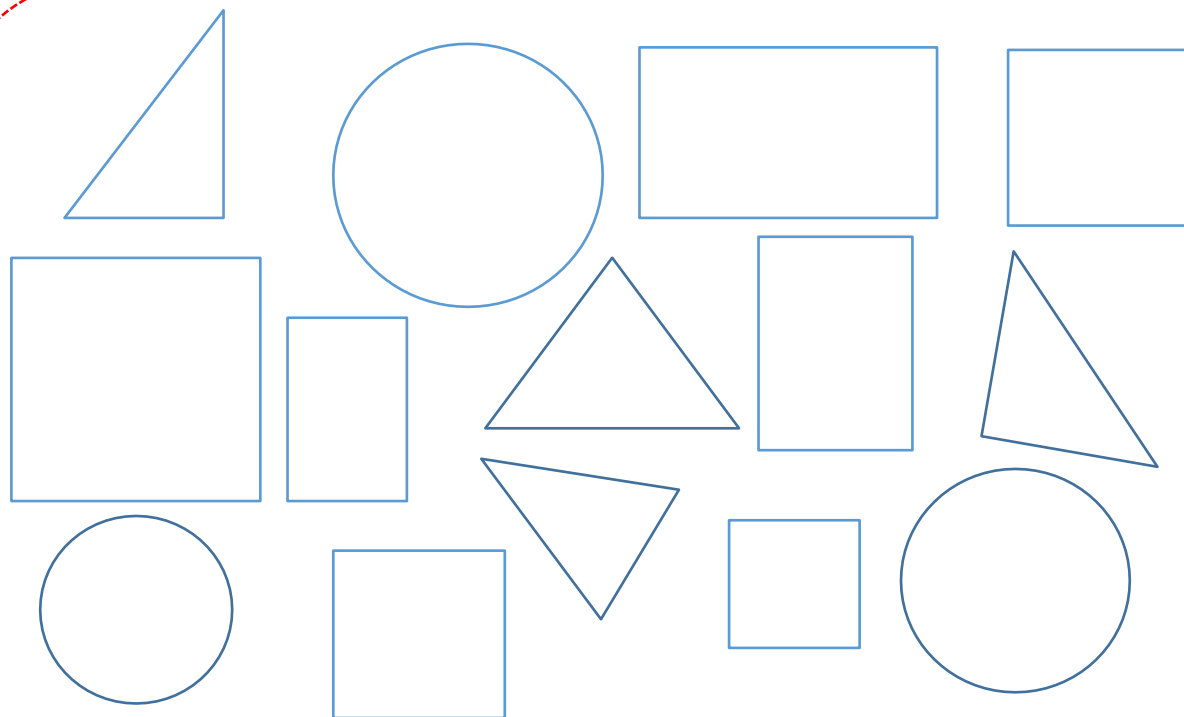


Hình tam giác 

2. Khoanh tròn vào các hình vẽ theo yêu cầu ô bên trái

 Hình tròn				
 Hình tam giác				
 Hình vuông				
 Hình chữ nhật				

3. Tô màu hình theo yêu cầu



4. Khoanh tròn vào các hình vẽ có dạng hình tròn



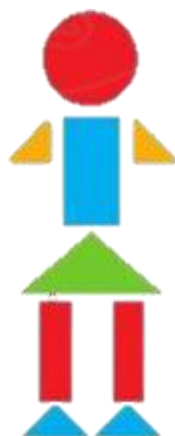
5. Khoanh tròn vào các hình vẽ có dạng hình chữ nhật




6. Kể tên đồ vật trong hình vẽ có dạng: hình vuông, hình tròn, hình chữ nhật, hình tam giác



7. Xếp hình theo ý thích




BÀI 3: LÀM QUEN VỚI SỐ 1



1 con mèo

1. Khoanh tròn vào chữ số 1 viết đúng:




2. Khoanh tròn vào đáp án đúng:



1




1





1

3. Bé đếm và tô màu:

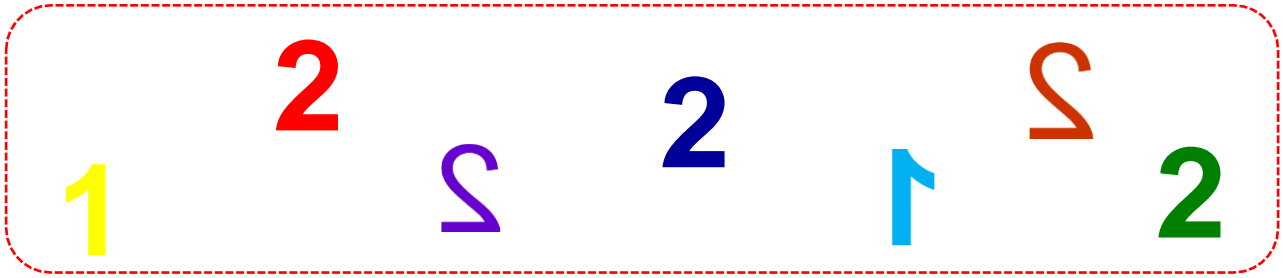


BÀI 4: LÀM QUEN VỚI SỐ 2




2 con cá ngựa



1. Khoanh tròn vào chữ số 2 viết đúng:



2. Viết số thích hợp vào ô trống:




3. Nối hình với số:




1

2




4. Đếm và tô màu:



5. Bé tập tô, tập viết: Số 2

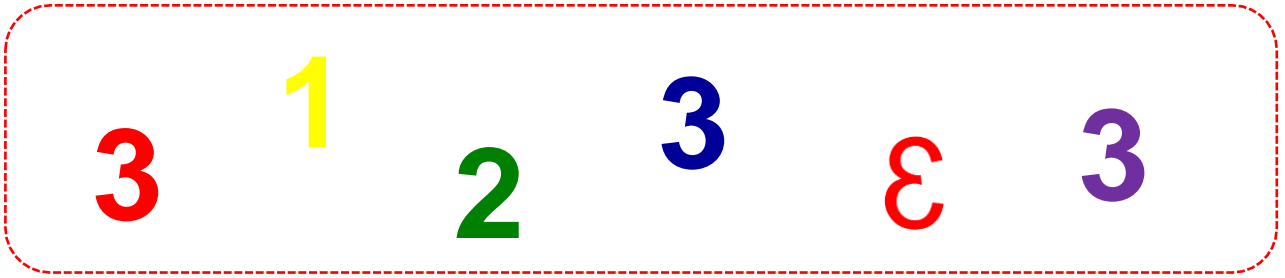
	2	2	2	2	2	2
2	2	2	2	2	2	2
2	:	:	:	:	:	:
2	:	:	:	:	:	:
2
2
2
2

BÀI 5: LÀM QUEN VỚI SỐ 3





3 cái kem





1. Khoanh tròn vào chữ số 3 viết đúng:



2. Khoanh tròn vào đáp án đúng:

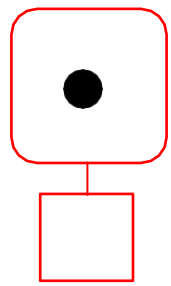
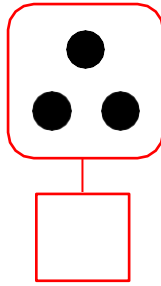
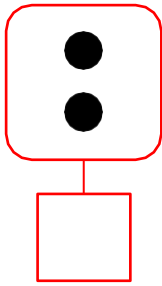


3. Nối hình với số:




BÀI 6: ÔN CÁC SỐ 1,2,3

1. Đếm và viết số thích hợp:



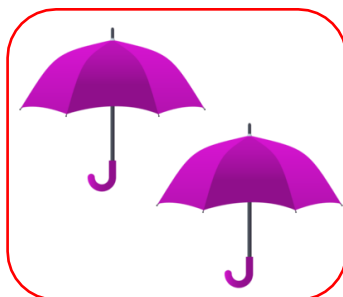
2. Nối hình với số:




1

2

3




3. Điền số còn thiếu:




4. Khoanh tròn vào đáp án đúng:



2	1	3
---	---	---



3	2	1
---	---	---





1	2	3
---	---	---

5. Bé tập viết: Số 1, 2, 3

1
1
1						
1						
2
2
2						
2						
3
3
3						
3						

BÀI 7: LÀM QUEN VỚI SỐ 4

4 bốn





4 máy bay


1. Khoanh tròn vào hình ảnh có số lượng bằng 4



2. Viết số thích hợp vào ô trống:




3. Bé đếm và tô màu:




BÀI 8: LÀM QUEN VỚI SỐ 5

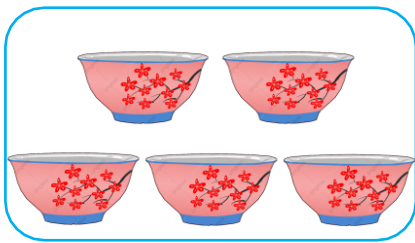
5 năm




1. Khoanh tròn vào chữ số 5 viết đúng:



2. Khoanh tròn vào đáp án đúng:



3 **5** **4**





5 **3** **4**




4 **5** **3**


3. Nối hình với số:



1 **2** **3** **4** **5**

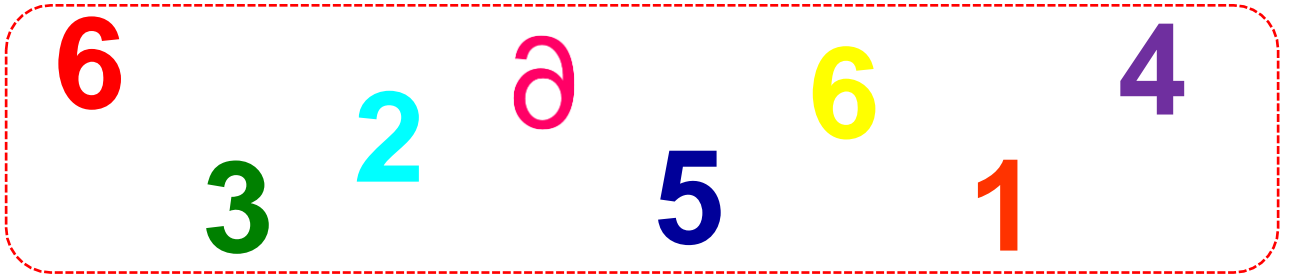


BÀI 9: LÀM QUEN VỚI SỐ 6






6 bông hoa







1. Khoanh tròn vào chữ số 6 viết đúng:



2. Khoanh tròn vào đáp án đúng:



3. Nói hình với số:



4. Đếm và tô màu:





5. Bé tập tô, tập viết: Số 6


	6	6	6	6	6	6
6	6	6	6	6	6	6
6
6
6
6
6

BÀI 10: ÔN CÁC SỐ 4, 5, 6


1. Đếm và viết số thích hợp:



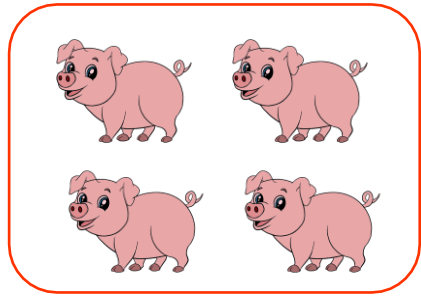
2. Khoanh tròn vào đáp án đúng:




6	4	5
---	---	---




5	6	4
---	---	---



4	5	6
---	---	---



1	3	5
---	---	---










4	3	5
---	---	---



2	4	6
---	---	---

3. Điền số còn thiếu vào bông hoa:




4. Bé nhìn tranh đếm và viết số vào ô trống:



5. Bé tập viết: Số 4, 5, 6

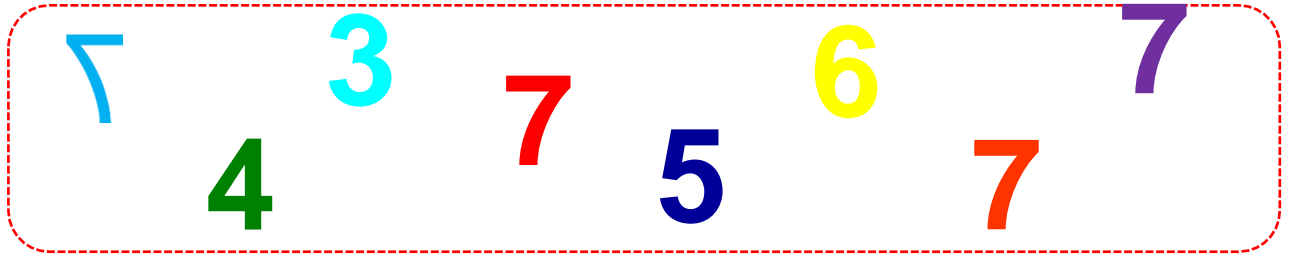
4
4
4							
4							
5
5
5							
5							
6
6
6							
6							

BÀI 11: LÀM QUEN VỚI SỐ 7



7 khinh khí cầu

1. Khoanh tròn vào chữ số 7 viết đúng:



2. Khoanh tròn vào đáp án đúng:



5 6 7





5 7 6




6 5 7

3. Điền số thích hợp vào ô trống:




BÀI 12: LÀM QUEN VỚI SỐ 8



8 ba lô


1. Khoanh tròn vào chữ số 8:




2. Khoanh tròn vào đáp án đúng:



5 **7** **8**

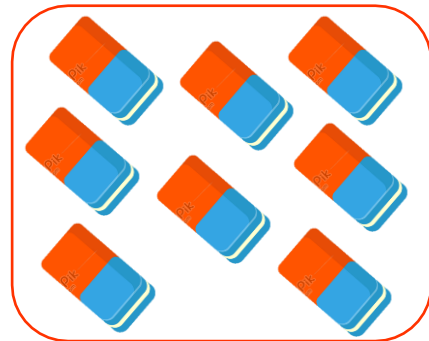



8 **7** **6**




6 **4** **8**

3. Điền số thích hợp vào ô trống:

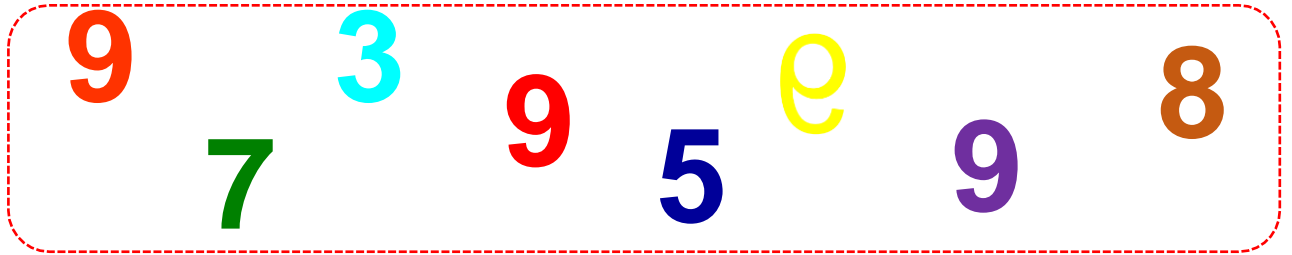


BÀI 13 : LÀM QUEN VỚI SỐ 9






9 con cua

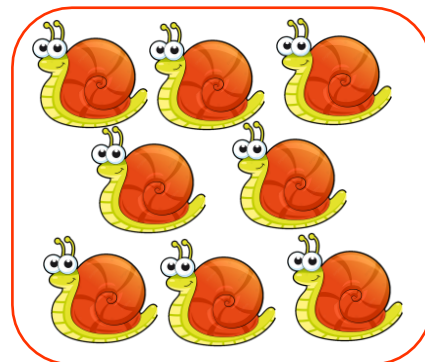

1. Khoanh tròn vào chữ số 9 viết đúng:




2. Khoanh tròn vào đáp án đúng:



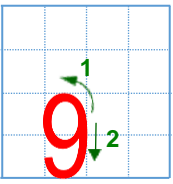
3. Nối hình với số:



4. Đếm và tô màu:






5. Bé tập tô, tập viết: Số 9


	9	9	9	9	9	9
9	9	9	9	9	9	9
9
9
9
9
9

BÀI 14: ÔN CÁC SỐ 7, 8, 9

1. Đếm và viết số thích hợp:




2. Khoanh tròn vào đáp án đúng:



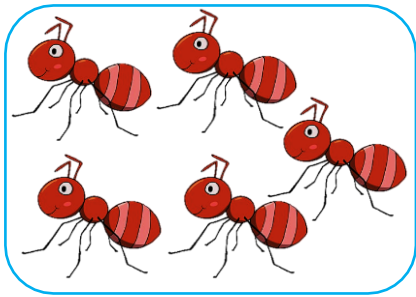
7	8	9
---	---	---




6	8	7
---	---	---




5	7	9
---	---	---



5	6	8
---	---	---

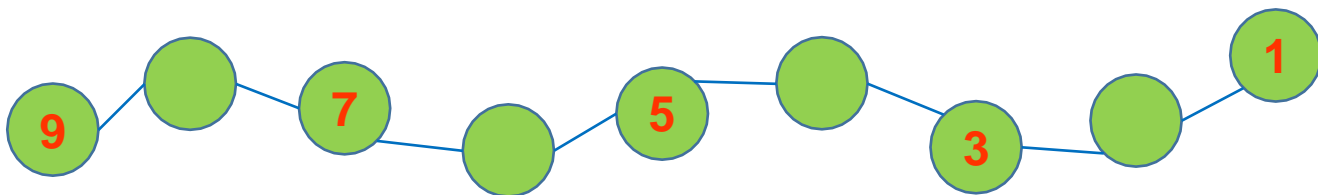
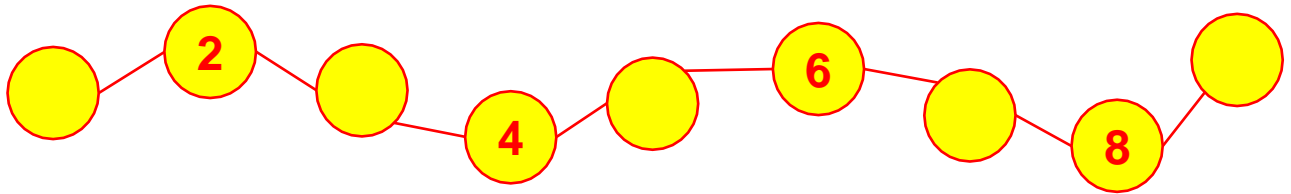


9	5	7
---	---	---

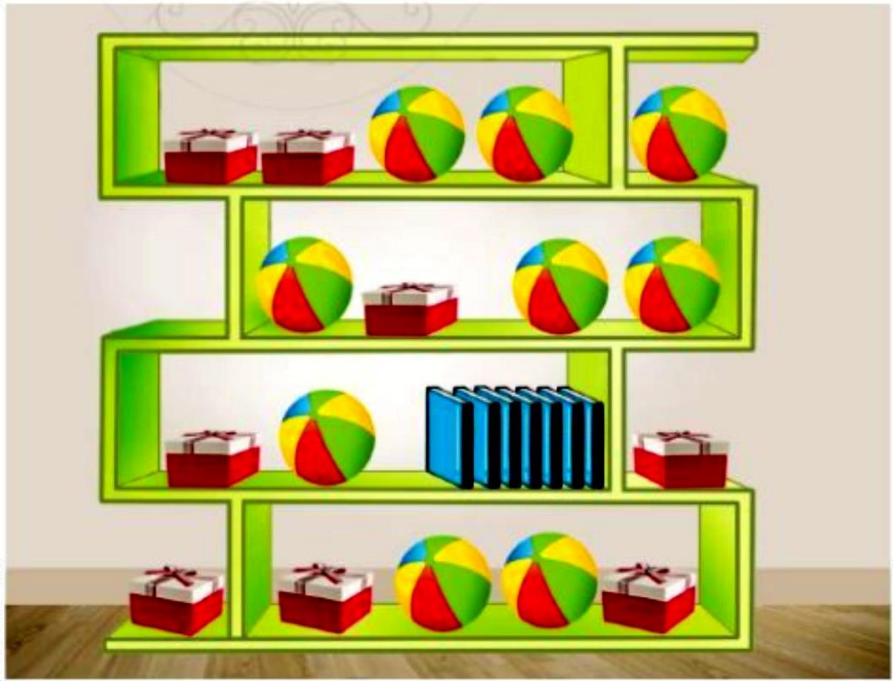




8	4	6
---	---	---

3. Điền số còn thiếu vào ô trống:



4. Bé nhìn tranh đếm và viết số vào ô trống:

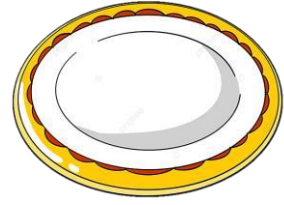


5. Bé tập viết: Số 7, 8, 9

7
7
7							
7							
8
8
8							
8							
9
9
9							
9							

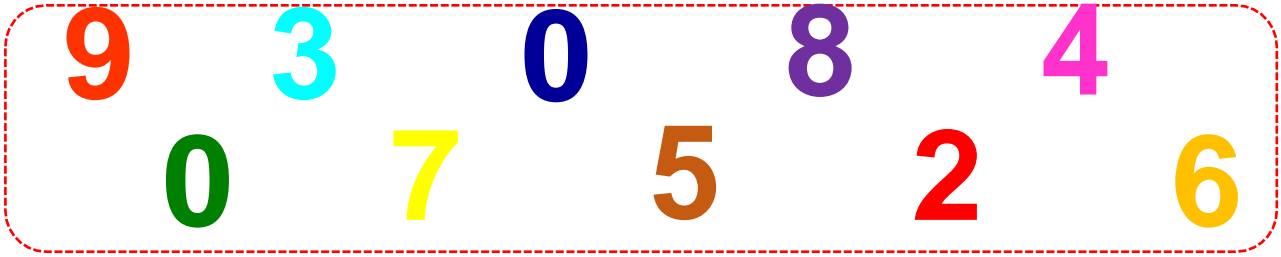
BÀI 15: LÀM QUEN VỚI SỐ 0

0 không




trên đĩa có **0** quả táo


1. Khoanh tròn vào chữ số **0** :



2. Khoanh tròn vào đáp án đúng:



0



0





0

3. Khoanh tròn vào số **0** trên mỗi đồ vật sau:



BÀI 16: LÀM QUEN VỚI SỐ 10

10 mười



10 cái kẹo


1. Khoanh tròn vào chữ số 10 :



2. Nhìn tranh và làm theo yêu cầu:



a. Điền số vào ô trống:




BÀI 17: LUYỆN TẬP


1. Tô màu bức tranh



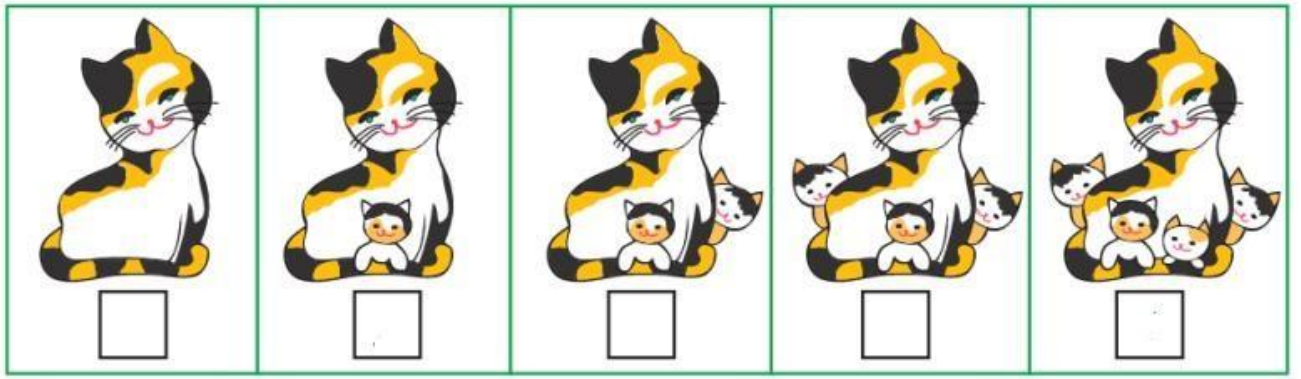
2. Trồng hoa về đúng chậu bằng cách nối



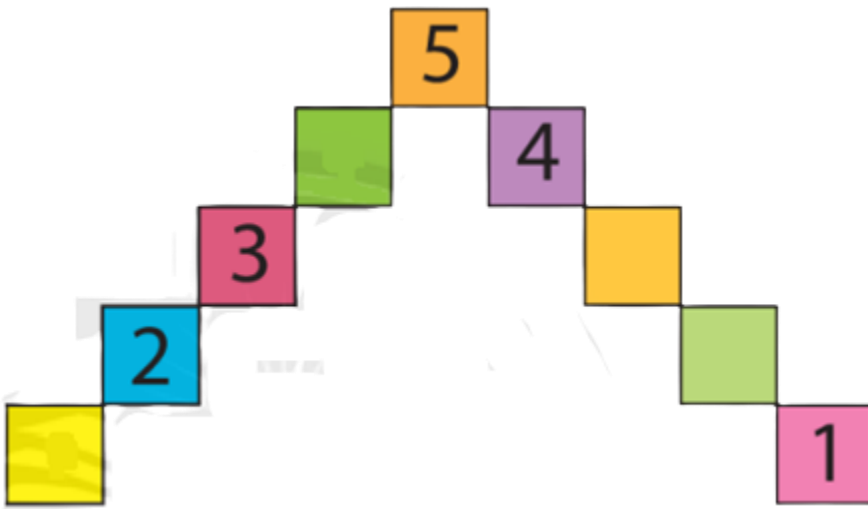
3. Viết số thích hợp vào ô trống



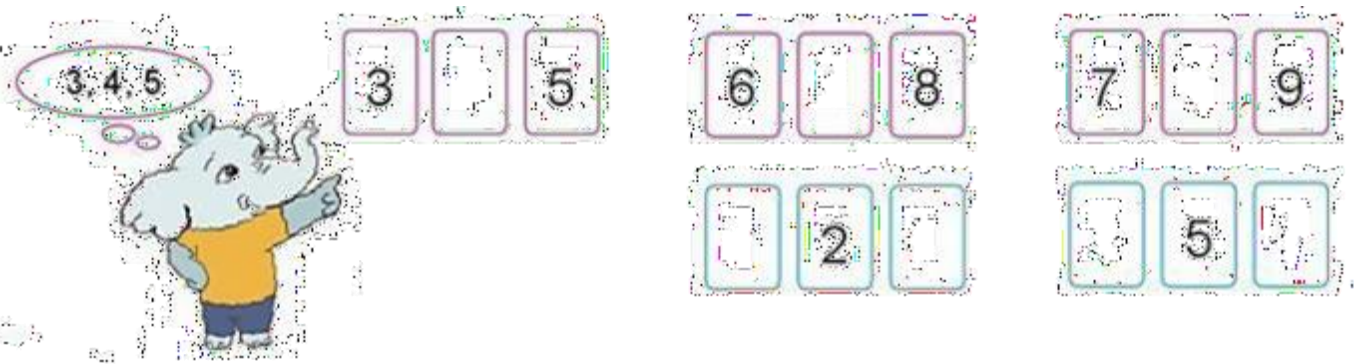
4. Số ?











5. Số ?



6. Số ?



7. Nối hình với số



1

2

3

4

5

6


7

8

9

10

8. Nối số từ 1 đến 10 sau đó tô màu bức tranh.



9. Tìm đường về nhà cho bạn cún.




10. Điền số thích hợp vào ô trống.

a. Mỗi chậu hoa có bao nhiêu bông hoa?



b. Mỗi con vật có mấy chân?

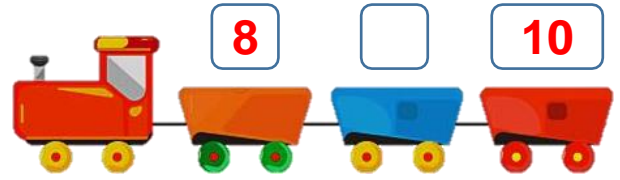

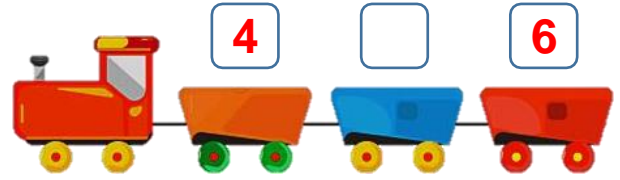
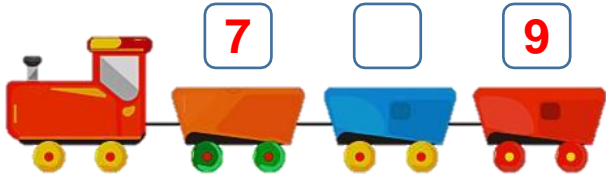
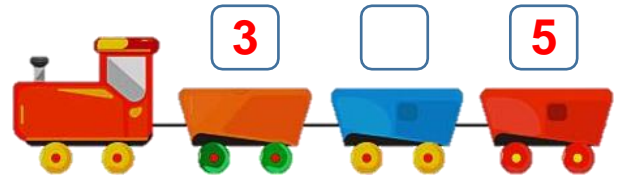
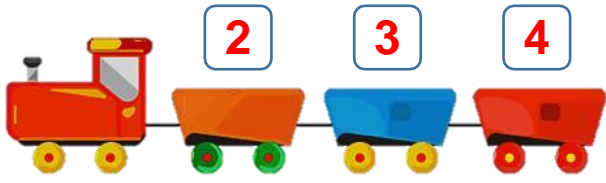


11. Đếm hình




Hình trên có..... , có..... , có..... , có.....

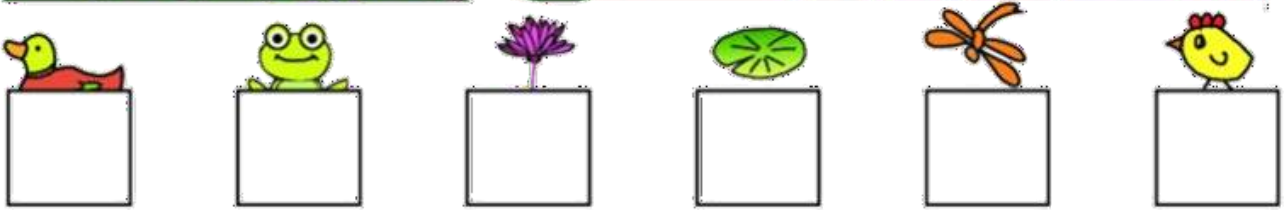
12. Số?




13. Nhìn tranh và ghi số thích hợp vào ô trống.




14. Số?




15. Số?



BÀI 18 : NHIỀU HƠN, ÍT HƠN, BẰNG NHAU



Số thỏ **bằng** số cà rốt.



Số thỏ **nhiều hơn** số cà rốt.
Số cà rốt **ít hơn** số thỏ.

1. Đánh dấu x vào ô trống

a. Có số lượng nhiều hơn.



b. Có số lượng ít hơn



2. Quan sát tranh, đánh dấu x vào các câu trả lời đúng.

a.

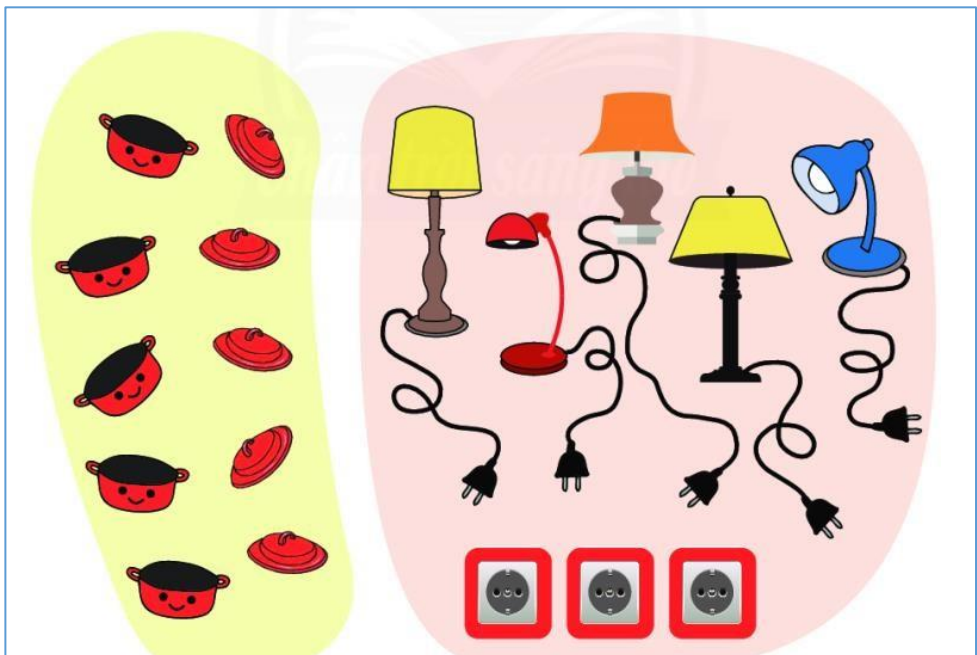


Số  nhiều hơn số 

Số  ít hơn số 


Số  bằng số 

b.



Số  nhiều hơn số 

Số  ít hơn số 

Số  bằng số 

c.



- Số  nhiều hơn số 
- Số  ít hơn số 
- Số  bằng số 

d.

- Số  nhiều hơn số 
- Số  nhiều hơn số 
- Số  bằng số 

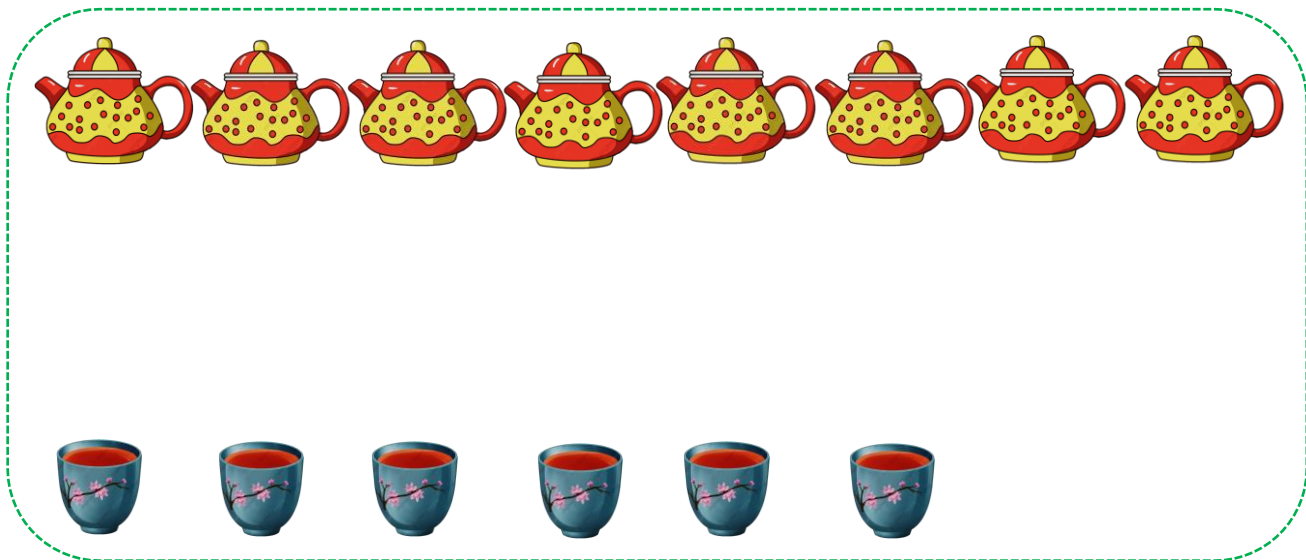
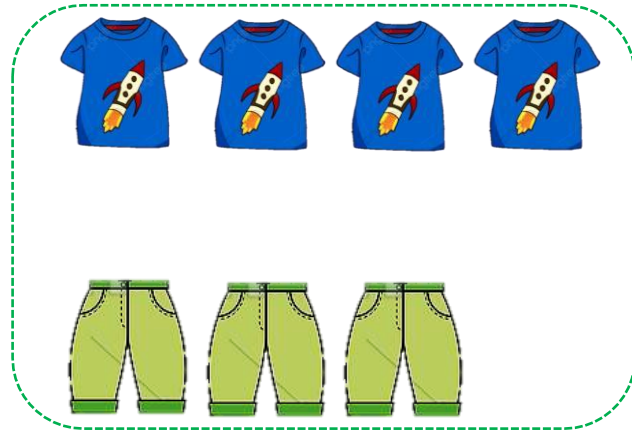
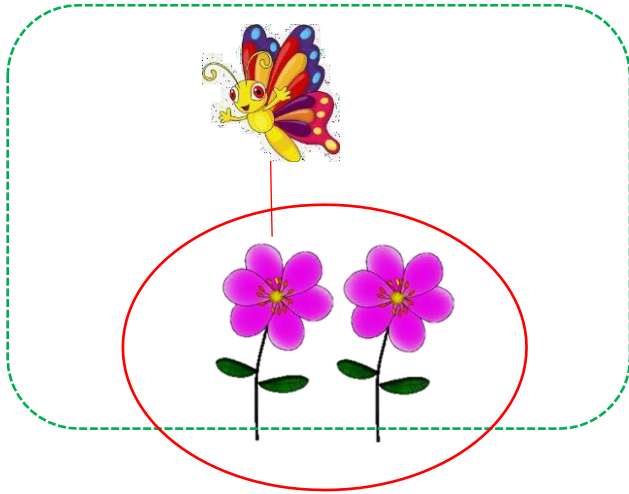


e.



- Số  nhiều hơn số 
- Số  ít hơn số 
- Số  bằng số 

3. Bé hãy nối 1 hình ở trên và 1 hình ở dưới sau đó khoanh tròn vào hình có số lượng nhiều nhất:



4. Khoanh tròn vào đáp án đúng

a. Cốc có nhiều hạt sen nhất:



A

B

C

D

b. Cốc có ít hạt sen nhất:





A

B

C

D

5. Vẽ thêm cánh hoa theo mẫu:



BÀI 19: BẰNG NHAU, DẤU =



1 = 1

Một bằng một



3 = 3

ba bằng ba

1. Tập tô, tập viết dấu =:

Tracing practice area for the equals sign (=). It includes a legend showing stroke order: 1 (horizontal line) and 2 (vertical line). The practice area consists of a grid with several rows of equals signs, some solid and some dotted for tracing.

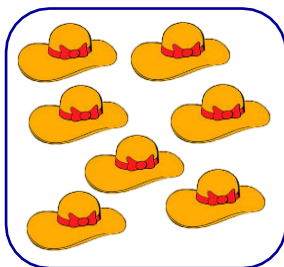

2: Viết theo mẫu:



2 = 2



Blank grid for writing the number 5 = 5.

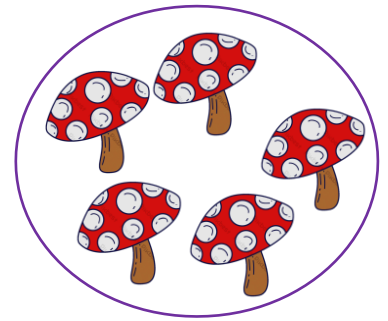

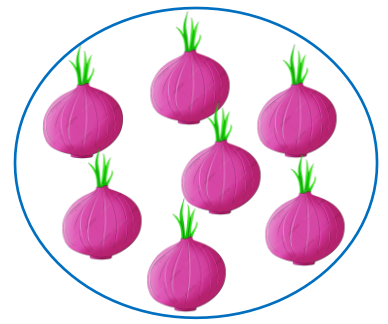




Blank grid for writing the number 8 = 8.





Blank grid for writing the number 9 = 9.

3. Nối các hình có số lượng bằng nhau:



4. Vẽ thêm hoặc gạch bớt sao cho 2 hàng bằng nhau:




BÀI 20: LỚN HƠN, DẪU <



Bé hơn



Bằng



Lớn hơn

CÁ SẼU THAM ĂN

Bạn cá sấu rất tham ăn và chỉ thích ăn những con số to hơn (hay là lớn hơn) mà thôi. Bé chú ý nhớ nhé:

Cá sấu há miệng ăn con số nào to hơn.





3

>

2

ba lớn hơn hai




5

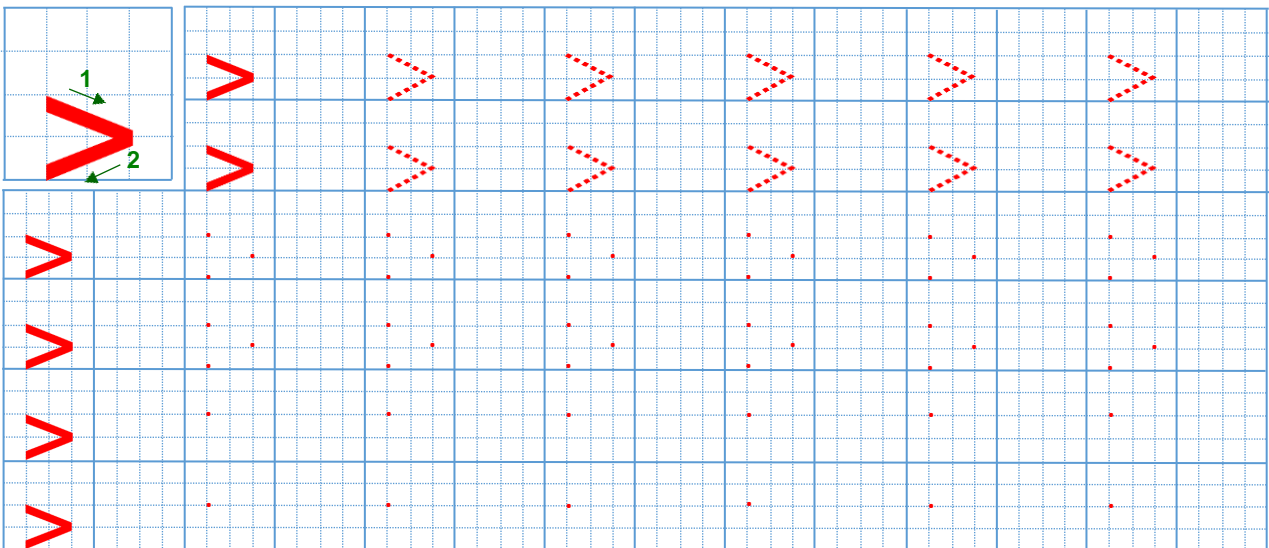
>

4

năm lớn hơn bốn



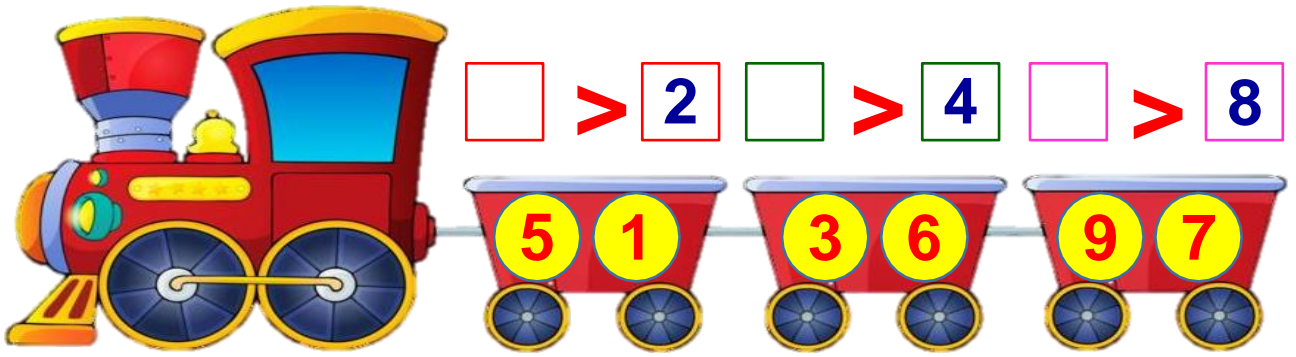
1. Tập tô, tập viết dấu >:



2. Điền dấu vào ô trống

10 9 8 7 6 5 4 3 2 1 0

2. Tìm số thích hợp điền vào ô trống bằng cách nối




- 4
- 10




- 8
- 2

3. So sánh (theo mẫu):




>



>




>




>

BÀI 21: BÉ HƠN, DẤU >



3 < 4

Ba bé hơn bốn



4 < 5

Bốn bé hơn năm

1. Tập tô, tập viết dấu <:

2. Tìm số thích hợp.



3 < ?



6 < ?



4 < ?


3. Điền dấu vào ô trống

0 1 2 3 4 5 6 7 8 9 10


4. So sánh (theo mẫu):



$$4 < 5$$



<input type="text"/>	<input type="text"/>	<input type="text"/>
----------------------	----------------------	----------------------



<input type="text"/>	<input type="text"/>	<input type="text"/>
----------------------	----------------------	----------------------

BÀI 22: LUYỆN TẬP DẤU <, =, >

1. Điền dấu <, =, > vào ô trống



2 3



3 2



2 2



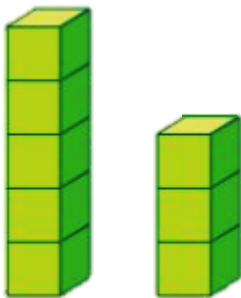
4 1



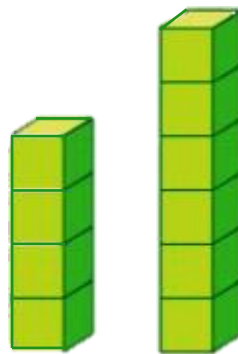
2 5



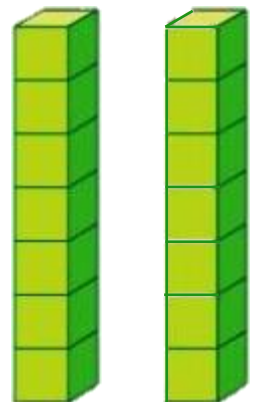
3 3



5 3

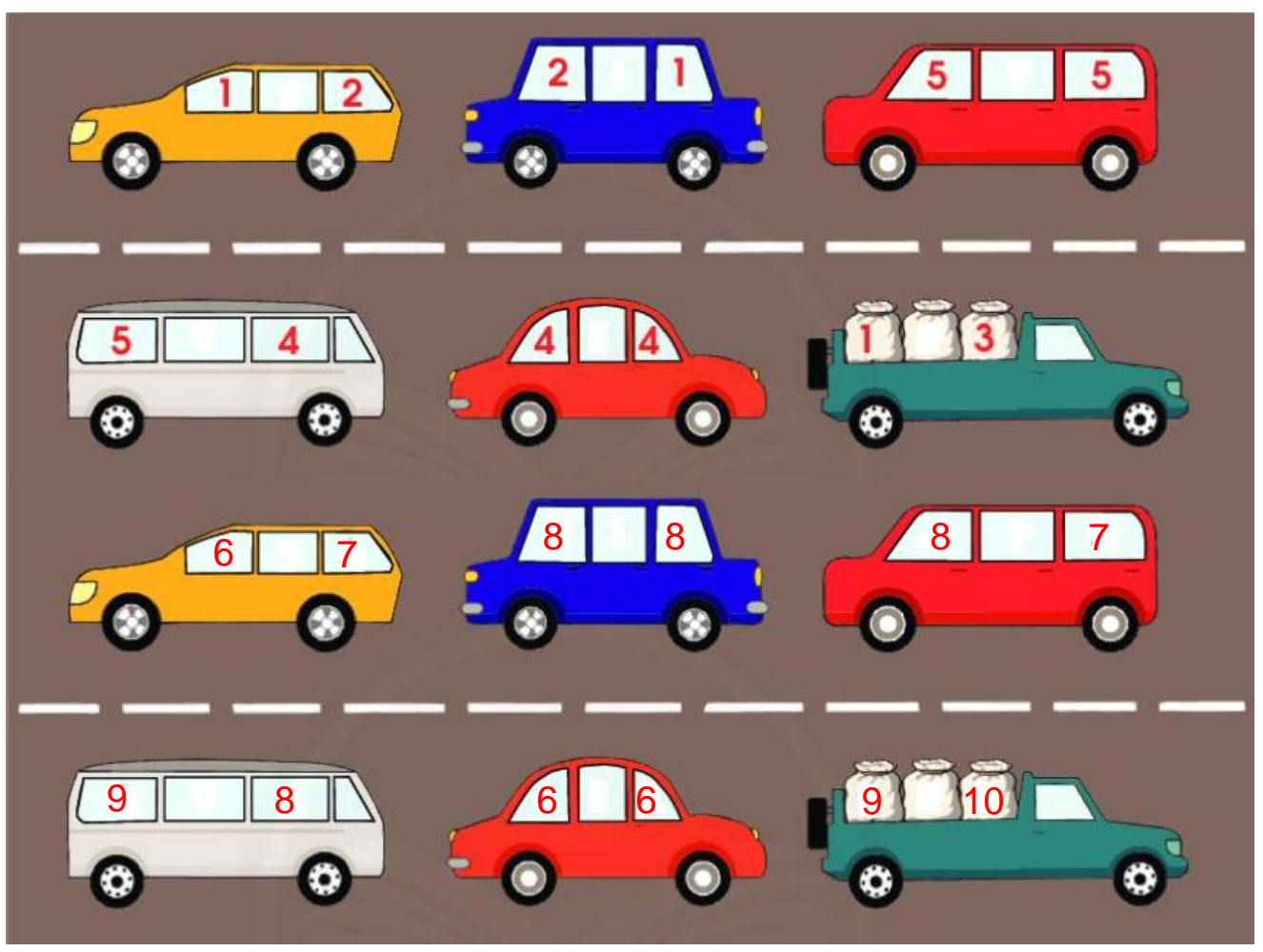


4 6



7 7

2. Điền dấu >=< thích hợp vào ô trống:



3. Xếp các số sau:



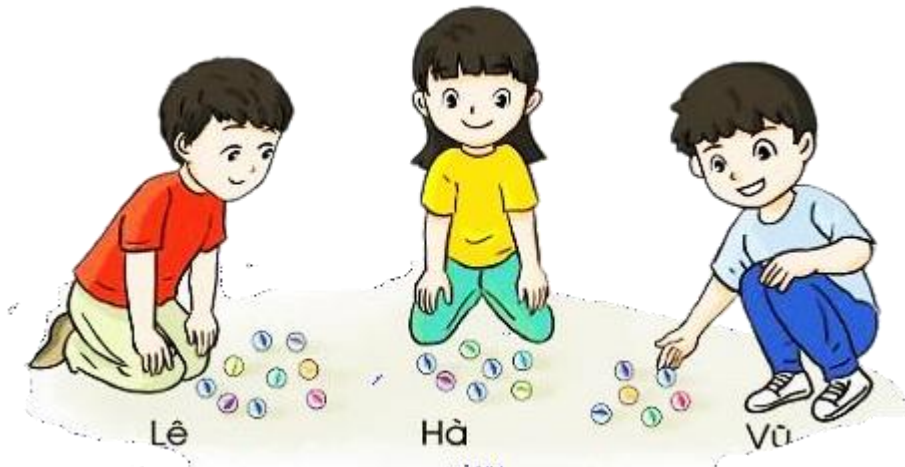
a. Theo thứ tự từ bé đến lớn:.....

b. Theo thứ tự từ lớn đến bé:.....

4. Tìm số lớn nhất, bé nhất:

- Khoanh tròn vào số lớn nhất: 10, 7, 2, 9, 1
- Khoanh tròn vào số bé nhất: 1, 8, 4, 6, 0
- Khoanh tròn vào số lớn nhất: 5, 0, 1, 8, 9
- Khoanh tròn vào số bé nhất: 9, 7, 4, 10, 2

5. Đánh dấu X vào những câu trả lời đúng:



- Bạn Hà ít viên bi nhất
- Bạn Lê nhiều viên bi nhất
- Bạn Vũ ít viên bi nhất
- Cả 3 bạn có số bi bằng nhau

6: Xem các thẻ sau



a. Số thẻ bé hơn 5 là:.....

b. Số thẻ lớn hơn 7 là:.....

c. Sắp xếp các thẻ 6, 3, 7, 2 theo thứ tự từ bé đến lớn:.....

BÀI 23: GỘP TRONG PHẠM VI 10

Đếm số cá ở mỗi bể và ở cả 2 bể



Mai





Nam

Mai có 

Nam có 

 và  được 

1. Số?:



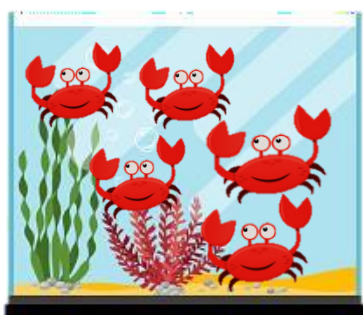
 và 

được 



 và 









được 




 và 

được 


2. SỐ?:



3. SỐ?:




... quả cà chua




... quả cà chua

... quả cà chua



... quả cam



... quả cam

... quả cam

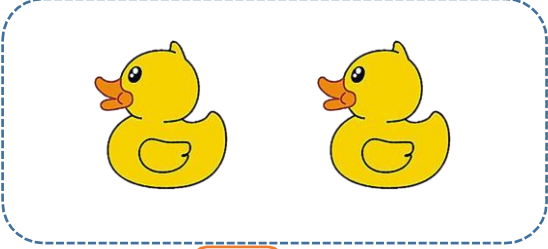


... con ếch

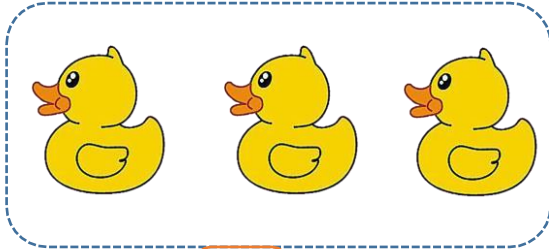


... con ếch

... con ếch



... con vịt



... con vịt


... con vịt

BÀI 24 : TÁCH TRONG PHẠM VI 10

Có 5 bông hoa
gồm 3 bông
hoa màu đỏ và
2 bông hoa
màu cam



Có 5 bông hoa
gồm 1 bông hoa to
và 4 bông hoa nhỏ




5 gồm 2 và 3

5 gồm 3 và 2

5 gồm 1 và 4

5 gồm 4 và 1

1. Số ?



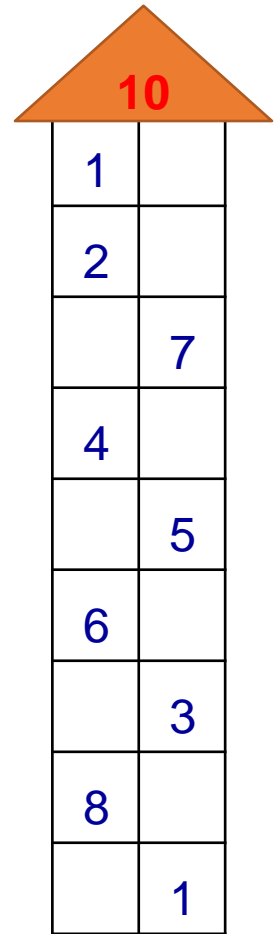
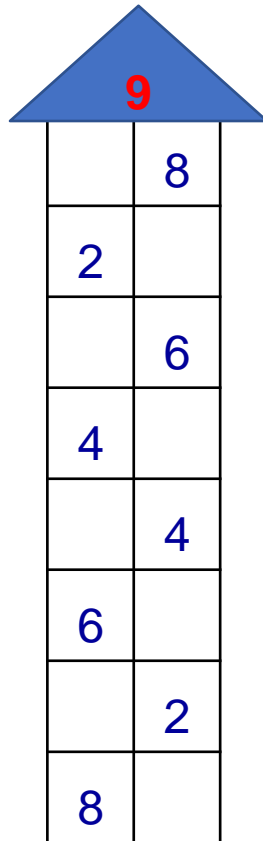
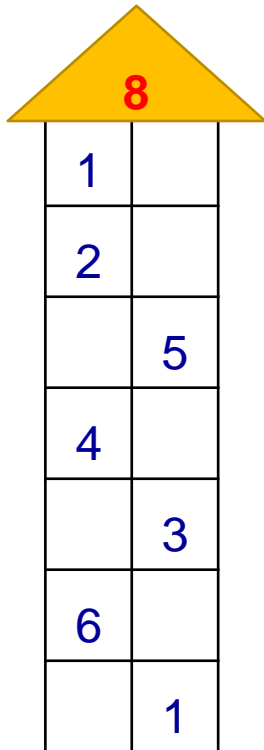
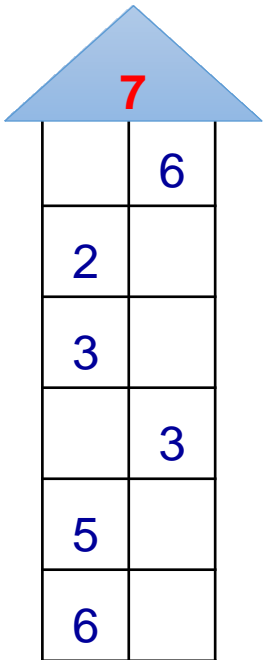
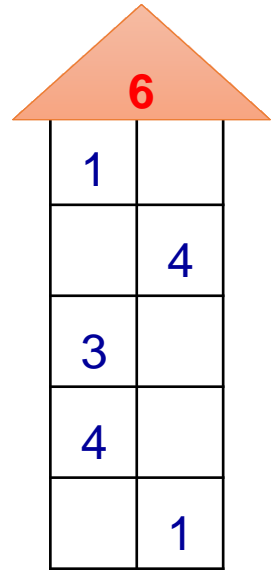
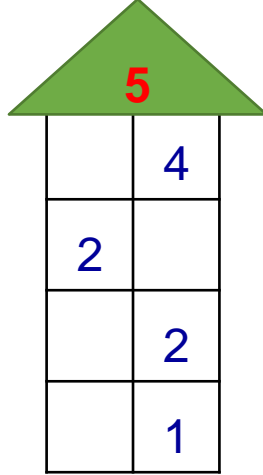
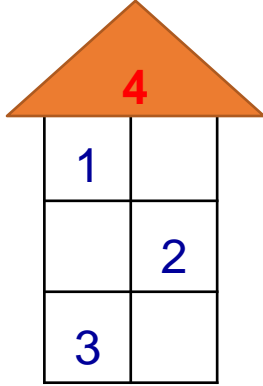
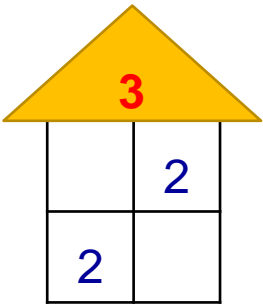
gồm và



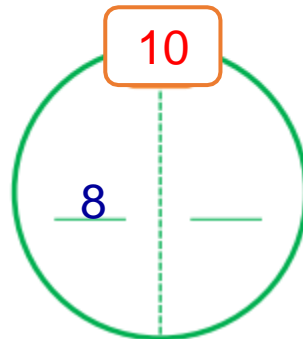
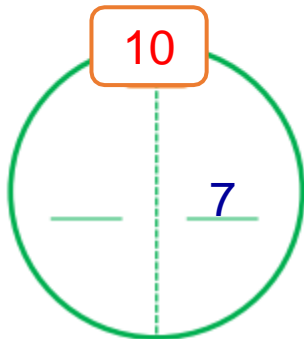
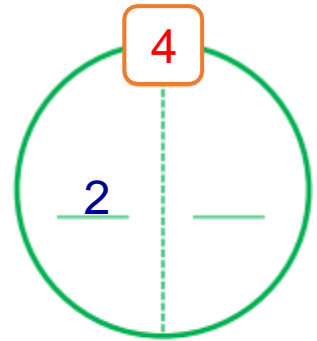
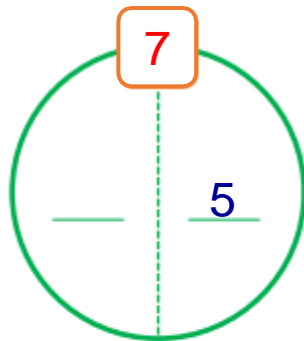
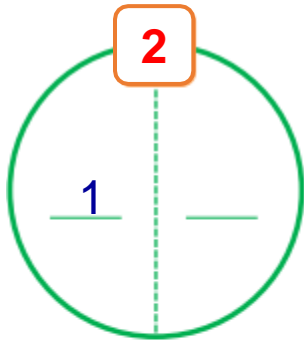
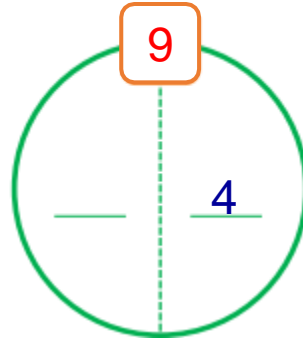
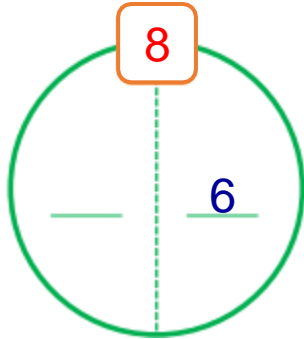
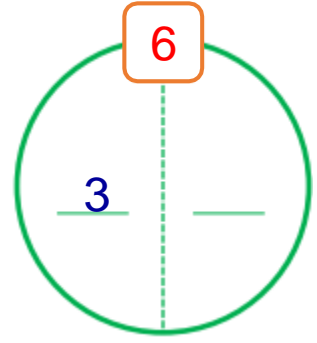
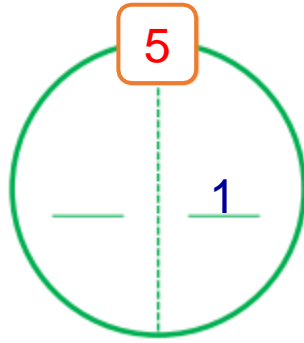
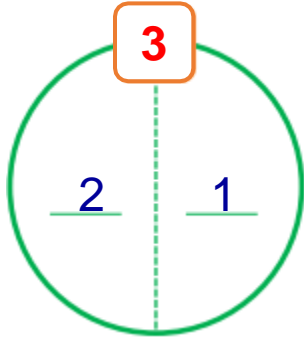
gồm và

gồm và

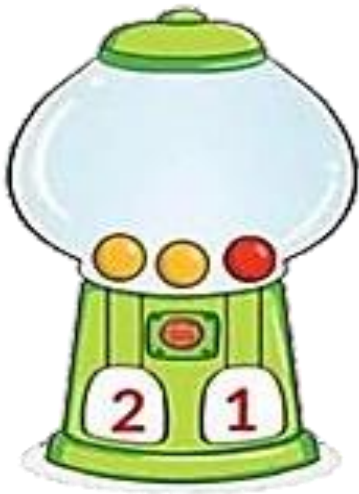
2. Điền số còn thiếu vào ô trống



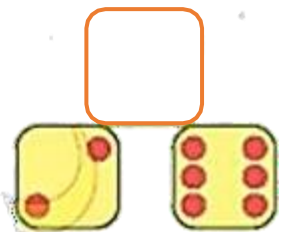
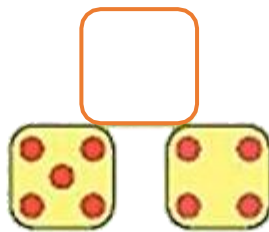
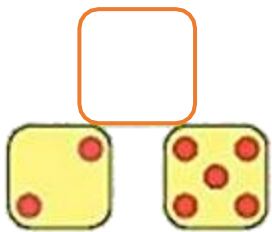
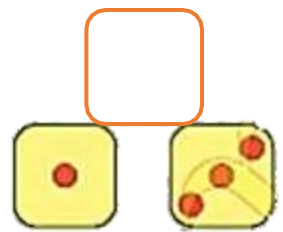
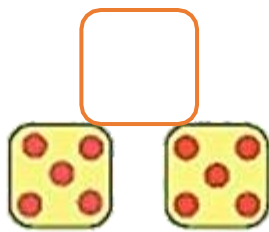
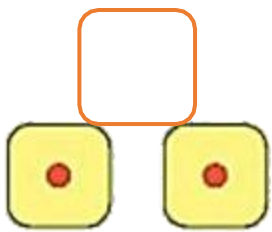
3. Điền số còn thiếu vào ô trống theo mẫu (bé có thẻ số dung que tính)





4. S6?



5. S6?



BÀI 24: PHÉP CỘNG, DẤU +



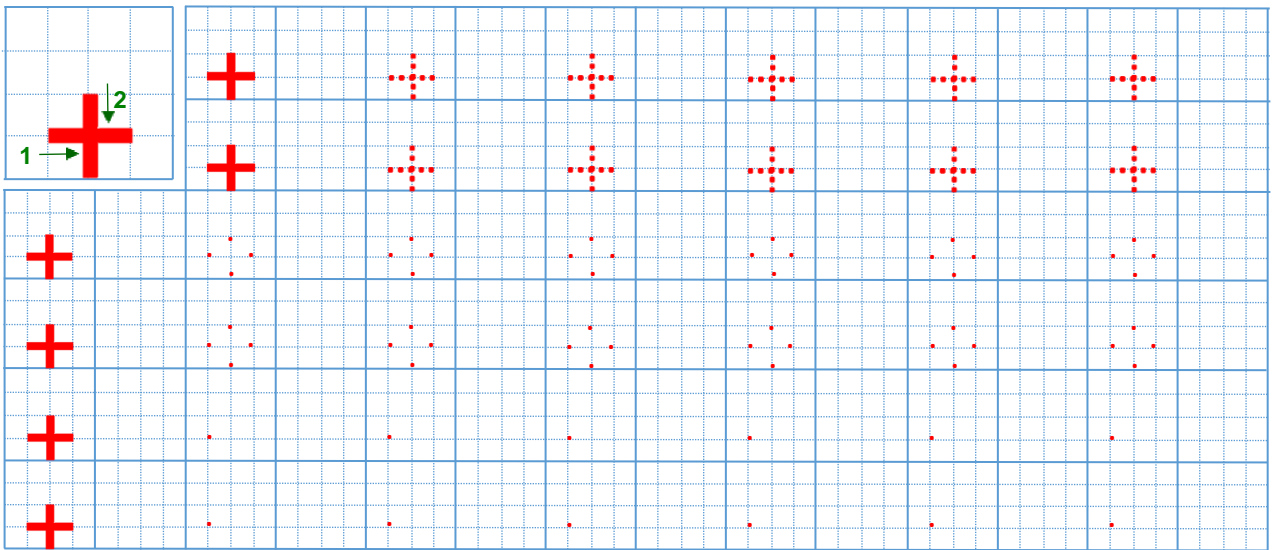
$$1 + 1 = 2$$

Một cộng một bằng hai

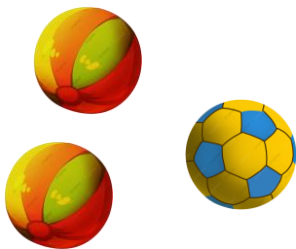


Dấu cộng (+)

1. Tập tô, tập viết dấu +:



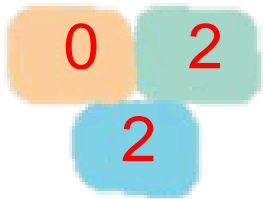
2. Nhìn hình và viết dấu thích hợp vào ô trống:




2		1	=	3
---	--	---	---	---

2		2	=	4
---	--	---	---	---

BÀI 26: PHÉP CỘNG TRONG PHẠM VI 2

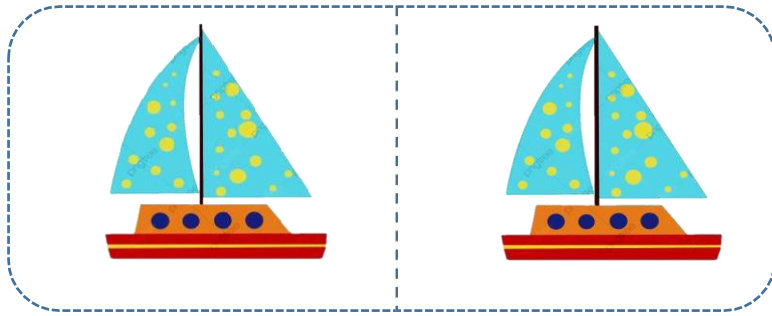


$$0 + 2 = 2$$



$$1 + 1 = 2$$

1. SỐ ?



$$1 + 1 = \square$$



$$2 + 0 = \square$$

2. Điền số thích hợp vào chỗ chấm:

$$\begin{array}{r} 1 \\ + \\ 1 \\ \hline \dots \end{array}$$

$$\begin{array}{r} 2 \\ + \\ 0 \\ \hline \dots \end{array}$$

$$\begin{array}{r} 1 \\ + \\ \dots \\ \hline 2 \end{array}$$

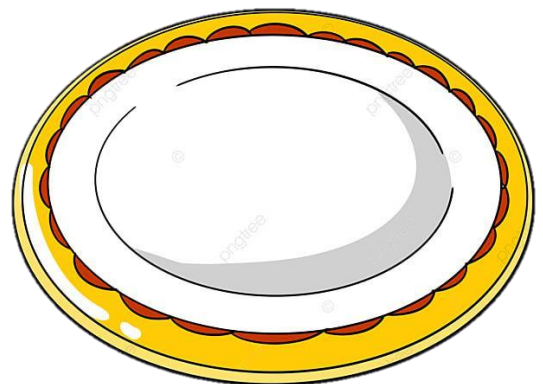

3. Nhìn tranh và viết phép cộng thích hợp:



$$\square + \square = \square$$



$$\square + \square = \square$$



$$\square + \square = \square$$

BÀI 24: PHÉP CỘNG TRONG PHẠM VI 3

$$\begin{array}{c} 0 \quad 3 \\ \hline 3 \end{array}$$

$$0 + 3 = 3$$


$$\begin{array}{c} 1 \quad 2 \\ \hline 3 \end{array}$$

$$1 + 2 = 3$$


$$\begin{array}{c} 2 \quad 1 \\ \hline 3 \end{array}$$

$$2 + 1 = 3$$


1. Số ?



$$2 + 1 = \square$$



$$1 + 2 = \square$$



$$3 + 0 = \square$$


2. Điền số thích hợp vào chỗ chấm:

$\begin{array}{r} 1 \\ + \\ \hline 1 \\ \dots \end{array}$	$\begin{array}{r} 1 \\ + \\ \hline 2 \\ \dots \end{array}$	$\begin{array}{r} 2 \\ + \\ \hline 1 \\ \dots \end{array}$
--	--	--

$\begin{array}{r} 2 \\ + \\ \hline 0 \\ \dots \end{array}$	$\begin{array}{r} 3 \\ + \\ \hline 0 \\ \dots \end{array}$	$\begin{array}{r} \dots \\ + \\ \hline 1 \\ 3 \end{array}$
--	--	--

$\begin{array}{r} 1 \\ + \\ \hline \dots \\ 3 \end{array}$	$\begin{array}{r} 2 \\ + \\ \hline \dots \\ 3 \end{array}$	$\begin{array}{r} 0 \\ + \\ \hline \dots \\ 3 \end{array}$
--	--	--

3. Nhìn tranh và viết phép cộng thích hợp:



$$\square + \square = \square$$



$$\square + \square = \square$$



$$\square + \square = \square$$

BÀI 25: PHÉP CỘNG TRONG PHẠM VI 4

0

4

4

$0 + 4 = 4$

1

3

4

$1 + 3 = 4$

2

2

4

$2 + 2 = 4$

3

1

4

$3 + 1 = 4$

1. SỐ ?



$3 + 1 =$



$1 + 3 =$



$2 + 2 =$



$4 + 0 =$

2. Điền số thích hợp vào chỗ chấm:

$$\begin{array}{r} 1 \\ + \\ \hline 3 \\ \dots \end{array}$$
$$\begin{array}{r} 2 \\ + \\ \hline 2 \\ \dots \end{array}$$
$$\begin{array}{r} 3 \\ + \\ \hline 1 \\ \dots \end{array}$$

$$\begin{array}{r} 4 \\ + \\ \hline 0 \\ \dots \end{array}$$
$$\begin{array}{r} 3 \\ + \\ \hline \dots \\ 4 \end{array}$$
$$\begin{array}{r} \dots \\ + \\ \hline 2 \\ 4 \end{array}$$

$$\begin{array}{r} 1 \\ + \\ \hline \dots \\ 4 \end{array}$$
$$\begin{array}{r} 0 \\ + \\ \hline \dots \\ 4 \end{array}$$
$$\begin{array}{r} 4 \\ + \\ \hline \dots \\ 4 \end{array}$$

3. Nhìn tranh và viết phép cộng thích hợp:




$$\square + \square = \square$$



$$\square + \square = \square$$



$$\square + \square = \square$$



$$\square + \square = \square$$

BÀI 26: PHÉP CỘNG TRONG PHẠM VI 5



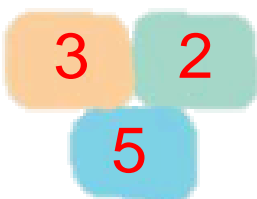
$$0 + 5 = 5$$



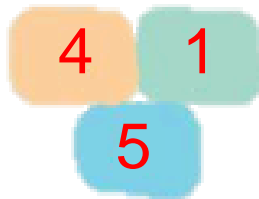
$$1 + 4 = 5$$



$$2 + 3 = 5$$




$$3 + 2 = 5$$




$$4 + 1 = 5$$

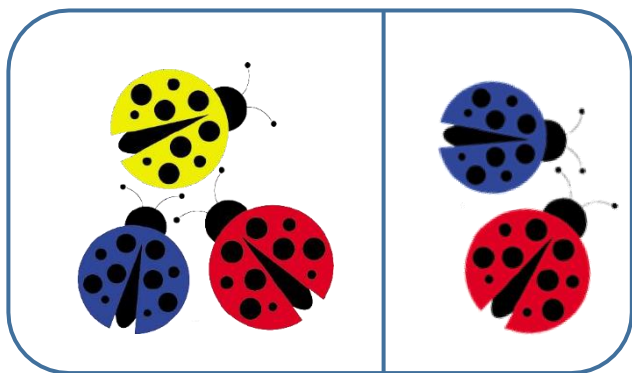
1. Số ?




$$4 + 1 = \square$$



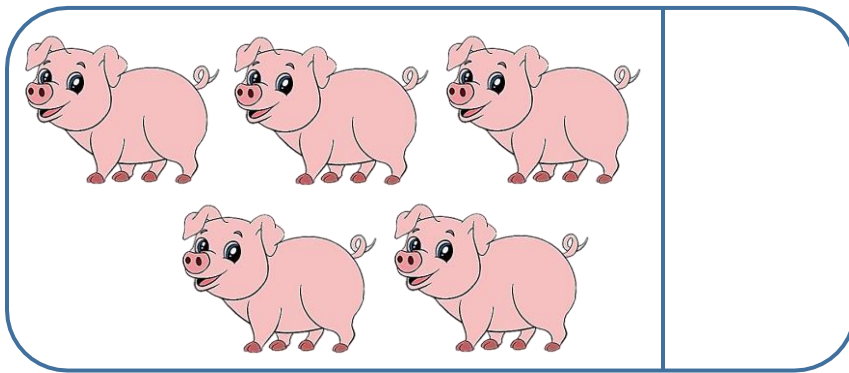
$$1 + 4 = \square$$



$$3 + 2 = \square$$



$$2 + 3 = \square$$



$$5 + 0 =$$


2. Điền số thích hợp vào chỗ chấm:

$\begin{array}{r} 1 \\ + \\ \hline 4 \\ \dots \end{array}$	$\begin{array}{r} 2 \\ + \\ \hline 3 \\ \dots \end{array}$	$\begin{array}{r} 3 \\ + \\ \hline 2 \\ \dots \end{array}$
--	--	--

$\begin{array}{r} 4 \\ + \\ \hline 1 \\ \dots \end{array}$	$\begin{array}{r} 5 \\ + \\ \hline 0 \\ \dots \end{array}$	$\begin{array}{r} \dots \\ + \\ \hline 4 \\ 5 \end{array}$
--	--	--

$\begin{array}{r} 2 \\ + \\ \hline \dots \\ 5 \end{array}$	$\begin{array}{r} 3 \\ + \\ \hline \dots \\ 5 \end{array}$	$\begin{array}{r} 4 \\ + \\ \hline \dots \\ 5 \end{array}$
--	--	--

3. Nhìn tranh và viết phép cộng thích hợp:




$$\square + \square = \square$$



$$\square + \square = \square$$



$$\square + \square = \square$$




$$\square + \square = \square$$



$$\square + \square = \square$$


4. Xem tranh rồi tập kể chuyện theo tranh:



$$2 + 3 = 5$$

BÀI 27: LUYỆN TẬP PHÉP CỘNG TRONG PHẠM VI TỪ 1 - 5

1. Số ?



$1 + 1 = \square$



$2 + 1 = \square$



$3 + 1 = \square$

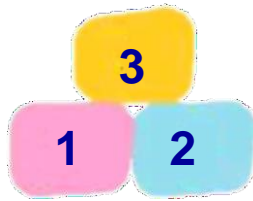


$1 + 4 = \square$

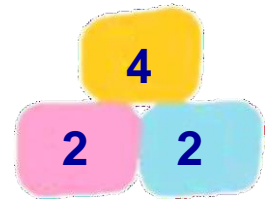
2. Điền số thích hợp vào ô trống:




$2 + 3 = \square$




$1 + 2 = \square$




$2 + 2 = \square$



$1 + 1 = \square$



$3 + 1 = \square$




$2 + 1 = \square$

3. Số ?



$2 + 1 = \square$



$3 + 2 = \square$



$2 + 2 = \square$



$3 + 2 = \square$

3. Tính nhẩm

$1 + 1 = \square$

$2 + 0 = \square$

$1 + 4 = \square$

$4 + 0 = \square$

$2 + 1 = \square$

$2 + 2 = \square$

$3 + 0 = \square$

$5 + 0 = \square$

$3 + 1 = \square$

$1 + 3 = \square$

$2 + 3 = \square$

$4 + 1 = \square$

4. Xem tranh viết phép cộng thích hợp:



$\square + \square = \square$



$\square + \square = \square$



$\square + \square = \square$



$\square + \square = \square$

5. Viết các phép cộng khác nhau để:

a. Có kết quả bằng 3

	+		=	3
--	---	--	---	---

	+		=	3
--	---	--	---	---

b. Có kết quả bằng 4

	+		=	4
--	---	--	---	---

	+		=	4
--	---	--	---	---

	+		=	4
--	---	--	---	---

	+		=	4
--	---	--	---	---

c. Có kết quả bằng 5

	+		=	5
--	---	--	---	---

	+		=	5
--	---	--	---	---

	+		=	5
--	---	--	---	---

	+		=	5
--	---	--	---	---

6. Số ?

1	+	1	=	
---	---	---	---	--

	+	1	=	3
--	---	---	---	---

1	+		=	2
---	---	--	---	---

1	+		=	1
---	---	--	---	---

2	+		=	5
---	---	--	---	---

	+	3	=	5
--	---	---	---	---

	+	1	=	5
--	---	---	---	---

4	+		=	5
---	---	--	---	---


3	+		=	4
---	---	--	---	---

3	+	0	=	
---	---	---	---	--


2	+	2	=	
---	---	---	---	--

1	+	3	=	
---	---	---	---	--


BÀI 28: PHÉP CỘNG TRONG PHẠM VI 6




$$0 + 6 = 6$$



$$1 + 5 = 6$$




$$2 + 4 = 6$$



$$3 + 3 = 6$$




$$4 + 2 = 6$$



$$5 + 1 = 6$$

1. Số ?




$$5 + 1 =$$




$$4 + 2 =$$



$$3 + 3 =$$



$$2 + 4 =$$



$$1 + 5 =$$



$$6 + 0 =$$

2. Điền số thích hợp vào chỗ chấm:

$$\begin{array}{r} 5 \\ + \\ \hline 1 \\ \dots \end{array}$$
$$\begin{array}{r} 2 \\ + \\ \hline 4 \\ \dots \end{array}$$
$$\begin{array}{r} 3 \\ + \\ \hline 3 \\ \dots \end{array}$$

$$\begin{array}{r} 0 \\ + \\ \hline 6 \\ \dots \end{array}$$
$$\begin{array}{r} 1 \\ + \\ \hline 5 \\ \dots \end{array}$$
$$\begin{array}{r} \dots \\ + \\ \hline 4 \\ 6 \end{array}$$

$$\begin{array}{r} 2 \\ + \\ \hline \dots \\ 6 \end{array}$$
$$\begin{array}{r} 3 \\ + \\ \hline \dots \\ 6 \end{array}$$
$$\begin{array}{r} 1 \\ + \\ \hline \dots \\ 6 \end{array}$$

3. Nhìn tranh và viết phép cộng thích hợp:



$$\square + \square = \square$$



$$\square + \square = \square$$



$$\square + \square = \square$$

4. Nối phép tính với số thích hợp

$1 + 2$

$0 + 2$

$2 + 3$

$3 + 3$

$2 + 2$

2

3

4

5

6

$4 + 2$

$5 + 0$

$3 + 1$

$3 + 0$

$6 + 0$

5. Đúng ghi Đ, sai ghi S vào ô trống

$2 + 3 > 5$

$1 + 4 > 4$

$6 + 0 = 6$

$3 + 2 = 5$

$2 + 4 = 6$

$1 + 5 > 5$

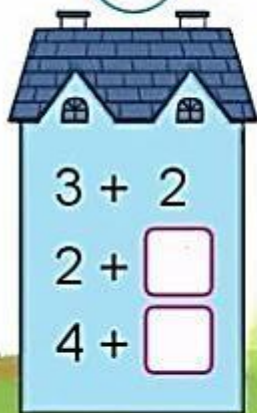
$1 + 3 < 3$

$1 + 1 < 4$

$2 + 2 < 6$

6. Số ?

5



3



6



BÀI 28: PHÉP CỘNG TRONG PHẠM VI 7



$$0 + 7 = 7$$



$$1 + 6 = 7$$



$$2 + 5 = 7$$



$$3 + 4 = 7$$



$$4 + 3 = 7$$



$$5 + 2 = 7$$



$$6 + 1 = 7$$

1. Số ?



$$6 + 1 =$$




$$5 + 2 =$$




$$4 + 3 =$$




$$3 + 4 =$$



$$2 + 5 =$$



$$1 + 6 =$$



$$0 + 7 =$$

2. Đặt tính rồi tính (theo mẫu):

$$\begin{array}{r}
 3 + 4 \\
 \dots 3 \dots \\
 + \\
 \dots 4 \dots \\
 \hline
 \end{array}$$

$$\begin{array}{r}
 6 + 1 \\
 \dots \dots \\
 \dots \dots \\
 \dots \dots
 \end{array}$$

$$\begin{array}{r}
 5 + 2 \\
 \dots \dots \\
 \dots \dots \\
 \dots \dots
 \end{array}$$

$$\begin{array}{r}
 0 + 7 \\
 \dots \dots \\
 \dots \dots \\
 \dots \dots
 \end{array}$$

$$\begin{array}{r}
 1 + 6 \\
 \dots \dots \\
 \dots \dots \\
 \dots \dots
 \end{array}$$

$$\begin{array}{r}
 2 + 5 \\
 \dots \dots \\
 \dots \dots \\
 \dots \dots
 \end{array}$$

$$\begin{array}{r}
 7 + 0 \\
 \dots \dots \\
 \dots \dots \\
 \dots \dots
 \end{array}$$

$$\begin{array}{r}
 4 + 3 \\
 \dots \dots \\
 \dots \dots \\
 \dots \dots
 \end{array}$$

3. Nhìn tranh và viết phép cộng thích hợp:



$$\square + \square = \square$$



$$\square + \square = \square$$



$$\square + \square = \square$$



$$\square + \square = \square$$

4. Bé hãy viết số thích hợp vào ô trống để giúp bạn khỉ về nhà an toàn nhé.

1

+

1

=

2

+

1

=

1

+

=

1

+

=

1

+

=

1

+

1

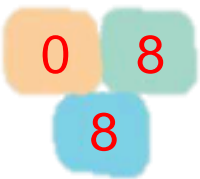
=

+

1

=

BÀI 29: PHÉP CỘNG TRONG PHẠM VI 8




$$0 + 8 = 8$$



$$1 + 7 = 8$$



$$2 + 6 = 8$$



$$3 + 5 = 8$$



$$4 + 4 = 8$$



$$5 + 3 = 8$$

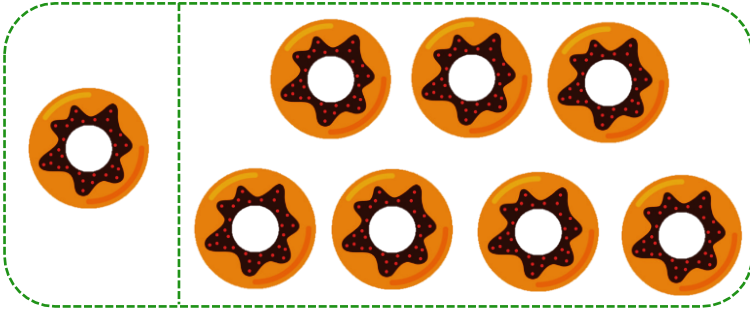


$$6 + 2 = 8$$



$$7 + 1 = 8$$

1. SỐ ?



$$1 + 7 = \square$$




$$2 + 6 = \square$$




$$3 + 5 = \square$$



$$4 + 4 = \square$$



$$5 + 3 =$$



$$6 + 2 =$$



$$7 + 1 =$$



$$8 + 0 =$$

2. Đặt tính rồi tính:

$$5 + 3$$

.....

.....

.....

$$1 + 7$$

.....

.....

.....

$$6 + 2$$

.....

.....

.....

$$4 + 4$$

.....

.....

.....

$0 + 8$

.....

.....

.....

$3 + 5$

.....

.....

.....

$7 + 1$

.....

.....

.....

$2 + 6$

.....

.....

.....


3. Nhìn tranh và viết phép cộng thích hợp:



$\square + \square = \square$



$\square + \square = \square$



$\square + \square = \square$



$$\square + \square = \square$$

4. Điền số thích hợp vào ô trống sao cho kết quả đều bằng 8

5. Điền số thích hợp vào ô trống:

$$\square \xrightarrow{+1} 5 \xrightarrow{+3} \square$$

$$\square \xrightarrow{+3} 8 \xrightarrow{+0} \square$$

$$4 \xrightarrow{+2} \square \xrightarrow{+2} \square$$

$$1 \xrightarrow{+2} \square \xrightarrow{+5} \square$$

$$2 \xrightarrow{+2} \square \xrightarrow{+4} \square$$

$$\square \xrightarrow{+2} 7 \xrightarrow{+1} \square$$

BÀI 30: PHÉP CỘNG TRONG PHẠM VI 9



$$0 + 9 = 9$$



$$1 + 8 = 9$$



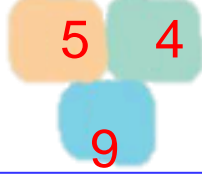
$$2 + 7 = 9$$



$$3 + 6 = 9$$



$$4 + 5 = 9$$



$$5 + 4 = 9$$



$$6 + 3 = 9$$




$$7 + 2 = 9$$




$$8 + 1 = 9$$

1. Số ?




$$1 + 8 = \quad$$




$$2 + 7 = \quad$$




$$3 + 6 = \quad$$




$$4 + 5 =$$



$$5 + 4 =$$




$$6 + 3 =$$



$$7 + 2 =$$



$$8 + 1 =$$



$$9 + 0 =$$

2. Đặt tính rồi tính:

$8 + 1$

$2 + 7$

$6 + 3$

$5 + 4$

$0 + 9$

.....

.....

.....

.....

.....

.....

.....

.....

.....

.....

.....

.....

.....

.....

.....

$7 + 2$

$3 + 6$

$4 + 5$

$9 + 0$

$1 + 8$

.....

.....

.....

.....

.....

.....

.....

.....

.....

.....

.....

.....

.....

.....

.....

3. Nhìn tranh và viết phép cộng thích hợp:




$\square + \square = \square$



$\square + \square = \square$



$\square + \square = \square$




$$\square + \square = \square$$



$$\square + \square = \square$$

4. Tìm chuồng cho thỏ (theo mẫu):



5. Điền số thích hợp vào ô trống:

$$\square + 2 \rightarrow 6 \rightarrow + 3 \rightarrow \square$$

$$\square + 3 \rightarrow 8 \rightarrow + 1 \rightarrow \square$$

$$3 \rightarrow + 2 \rightarrow \square \rightarrow + 4 \rightarrow \square$$

$$5 \rightarrow + 2 \rightarrow \square \rightarrow + 2 \rightarrow \square$$

BÀI 31: PHÉP CỘNG TRONG PHẠM VI 10

0 10

10

$0 + 10 = 10$

1 9

10

$1 + 9 = 10$

2 8

10

$2 + 8 = 10$

3 7

10

$3 + 7 = 10$

4 6

10

$4 + 6 = 10$

5 5

10

$5 + 5 = 10$

6 4

10

$6 + 4 = 10$

7 3

10

$7 + 3 = 10$

8 2

10

$8 + 2 = 10$

9 1

10

$9 + 1 = 10$

1. Số ?



$1 + 9 =$



$2 + 8 =$





$$3 + 7 =$$



$$4 + 6 =$$




$$5 + 5 =$$



$$6 + 4 =$$



$$7 + 3 =$$



$$8 + 2 =$$




$$9 + 1 =$$



$$10 + 0 =$$

2. Khoanh tròn vào quả bóng có kết quả bằng 10:



3. Đặt tính rồi tính:

$1 + 9$

$8 + 2$

$7 + 3$

$6 + 4$

$5 + 5$

.....

.....

.....

.....

.....

.....

.....

.....

.....

.....

.....

.....

.....

.....

.....

$10 + 0$

$3 + 7$

$9 + 1$

$2 + 8$

$4 + 6$

.....

.....

.....

.....

.....

.....

.....

.....

.....

.....

.....


.....

.....

.....

.....


4. Nhìn tranh và viết phép cộng thích hợp:




$\square + \square = \square$




$\square + \square = \square$



$$\square + \square = \square$$



$$\square + \square = \square$$



$$\square + \square = \square$$

5. Tìm tiếp các cặp số có kết quả bằng 10 để thỏ có đồ ăn

Đổi quá

2	5	2	6				7	3	9	5	5
3	7	1	5	10	6	0	5	8	10	6	8
5	8	6	3	8	10	3	6	1	2	4	0
		4	10	4	9	8					
		2	7	7	1						
		8	5	5	2	9	8				
			4	0	3	6	10				
			5	9	2	2	7				

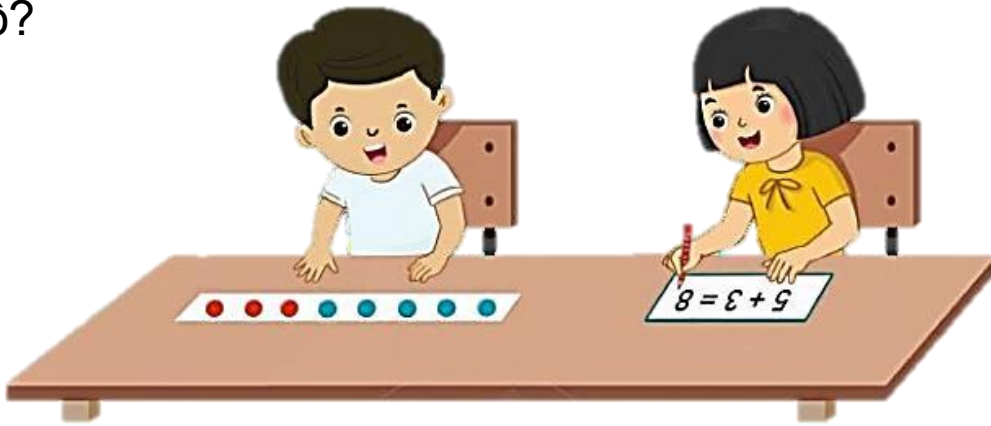
6. Giúp đà điểu tìm trứng bằng cách nối

10

$2 + 5$
 $1 + 9$
 $3 + 7$
 $2 + 8$
 $3 + 4$
 $4 + 6$
 $5 + 5$
 $1 + 6$

BÀI 32: LUYỆN TẬP PHÉP CỘNG TRONG PHẠM VI TỪ 6 - 10

1. Số?



$$6 + 3 = \square$$



$$2 + 6 = \square$$

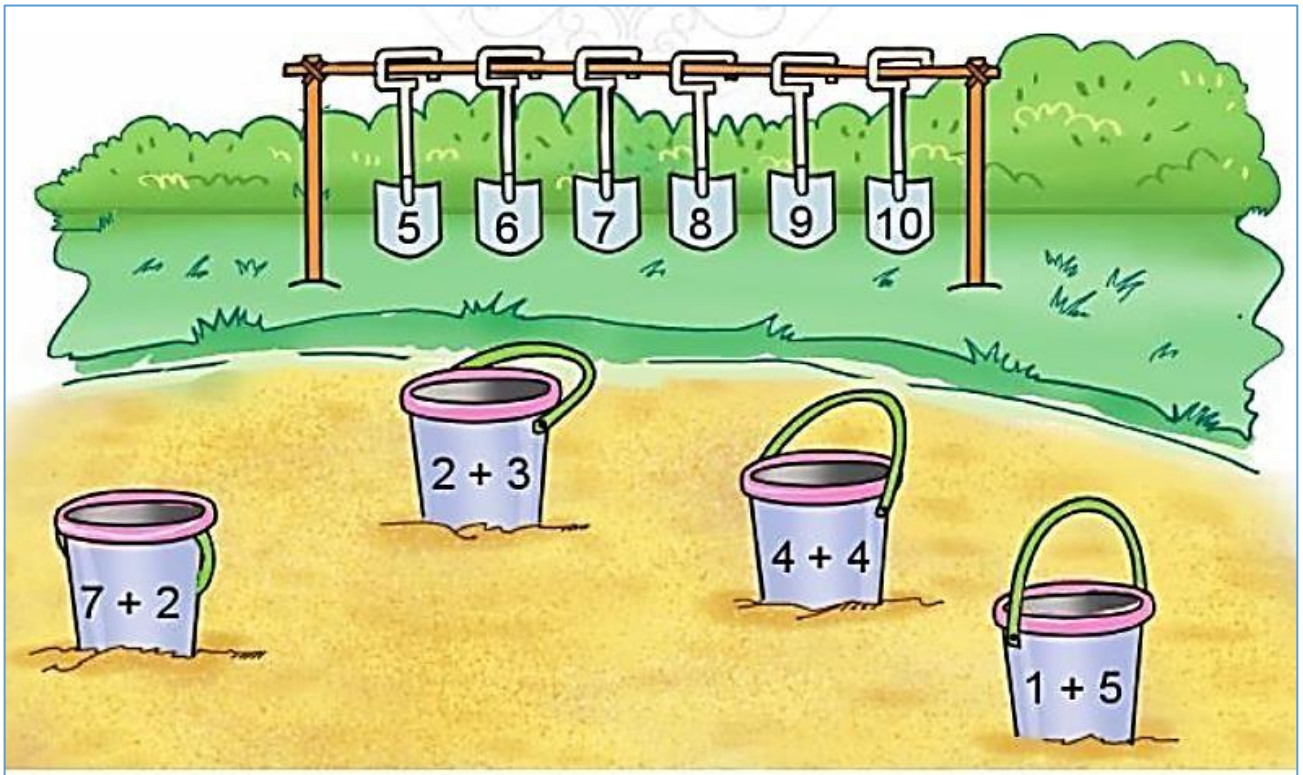


$$1 + 7 = \square$$



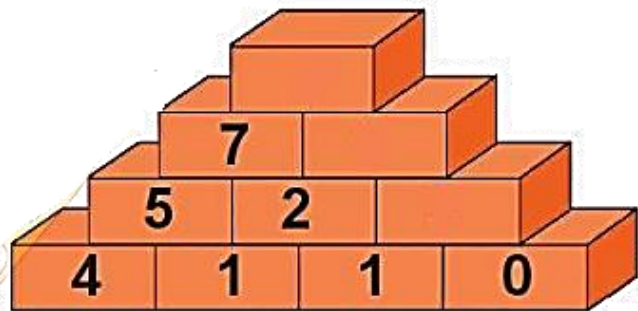
$$5 + 5 = \square$$

2. Chọn kết quả đúng với mỗi phép tính:



3. SỐ?

$4 + 1 = 5$
 $1 + 1 = 2$
...



4. Tính nhẩm:

$7 + 1 = \dots$

$2 + 8 = \dots$

$9 + 1 = \dots$

$2 + 6 = \dots$

$3 + 3 = \dots$

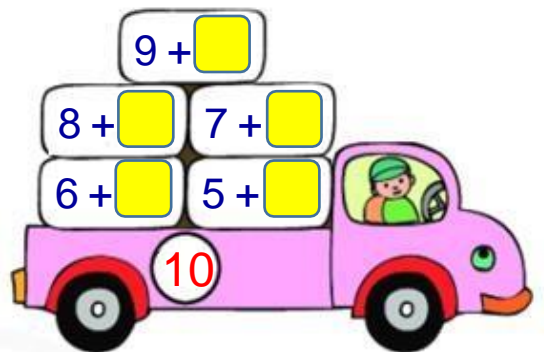
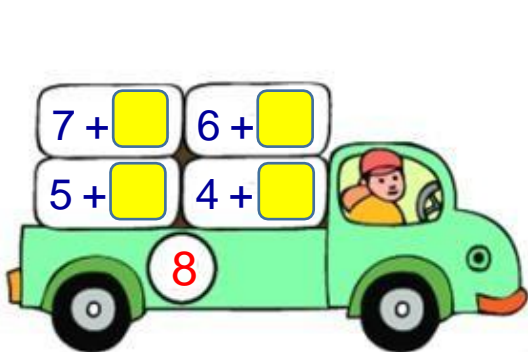

$5 + 2 = \dots$

$5 + 3 = \dots$

$4 + 5 = \dots$


$4 + 4 = \dots$

5. Điền vào ô trống theo mẫu:



$6 + \square$
 $5 + \square \quad 4 + \square$

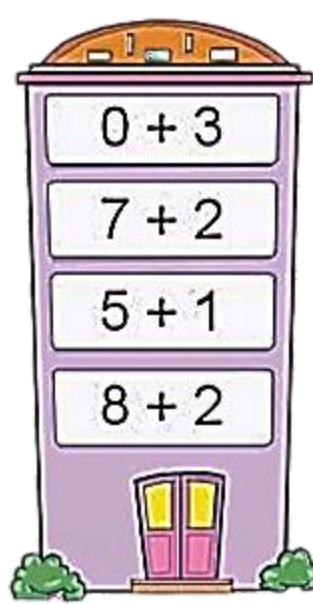
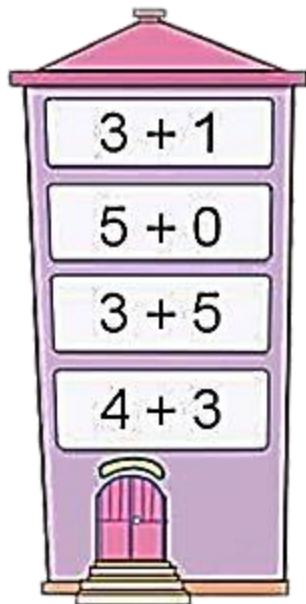
6. Xem tranh và viết 2 phép cộng trong phạm vi 10:




$$\square + \square = \square$$

$$\square + \square = \square$$

7. Chọn kết quả đúng cho mỗi phép tính:



8. SỐ?

XUẤT PHÁT  $6 + 1 = \square$ $6 + 2 = \square$ $6 + 3 = \square$

$7 + 2 = \square$ $7 + 1 = \square$ $6 + 4 = \square$

$7 + 3 = \square$ $8 + 1 = \square$ $8 + 2 = \square$ $9 + 1 = \square$ ĐÍCH

9. Tính (theo mẫu):

$3 + 2 + 1 = ?$

$3 + 2 = 5$
 $5 + 1 = 6$

$3 + 2 + 1 = 6$

$$1 + 2 + 2 = \dots$$

$$8 + 1 + 1 = \dots$$

$$2 + 3 + 5 = \dots$$

$$4 + 3 + 2 = \dots$$

$$5 + 4 + 0 = \dots$$

$$6 + 1 + 2 = \dots$$

BÀI 33: KHỐI HỘP CHỮ NHẬT, KHỐI LẬP PHƯƠNG



KHỐI HỘP CHỮ NHẬT

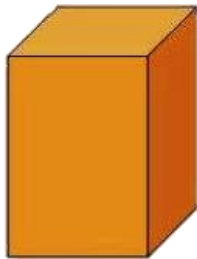


KHỐI LẬP PHƯƠNG

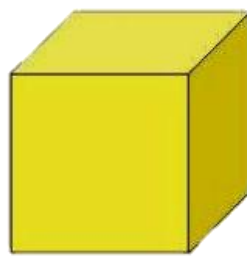
1. Khoanh tròn vào chữ cái có hình là khối lập **phương**:



A



B



C



D

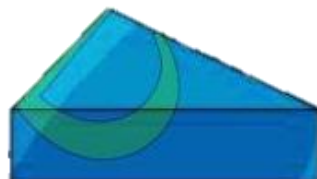
2. Khoanh tròn vào chữ cái có hình là khối hộp chữ nhật



A



B




C



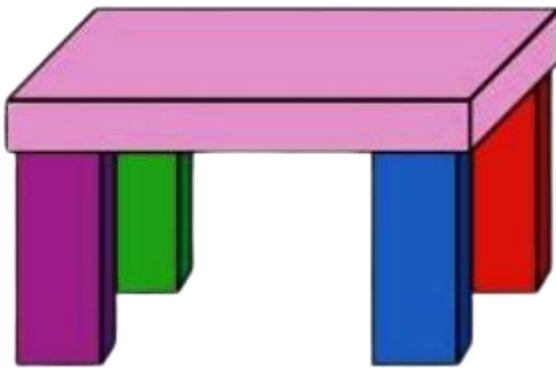
D

3. Nói.



4. Mỗi hình sau có bao nhiêu khối lập phương, khối hộp chữ nhật?

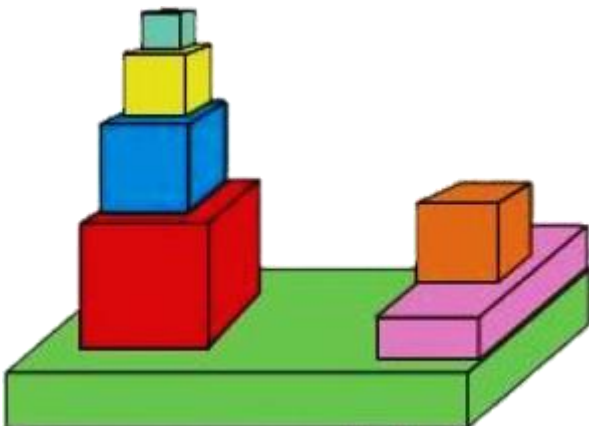
a.



- Có..... 

- Có..... 

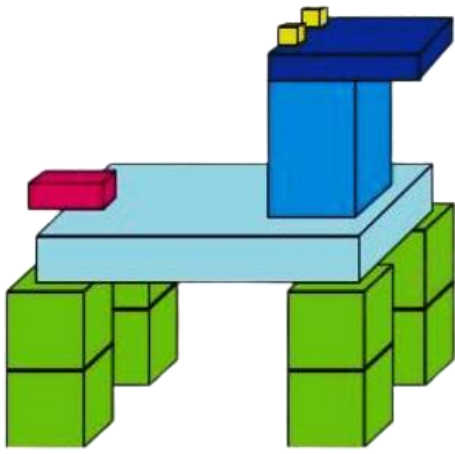
b.



- Có..... 

- Có..... 

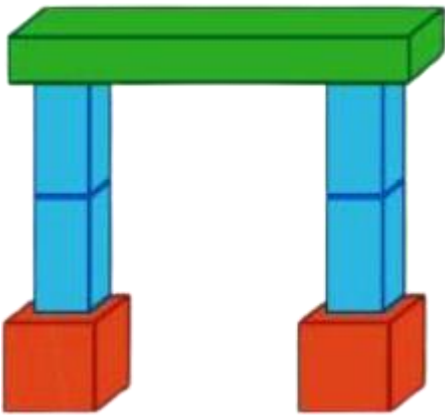
c.



- Có..... 

- Có..... 

d.

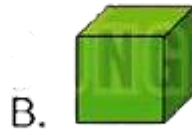
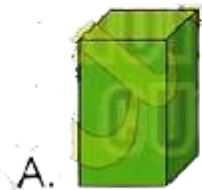
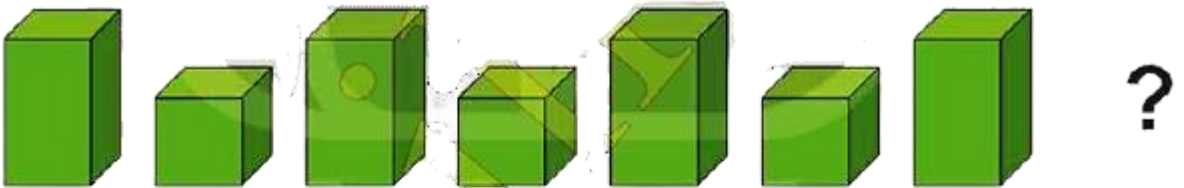


- Có..... 

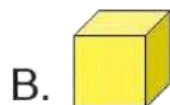
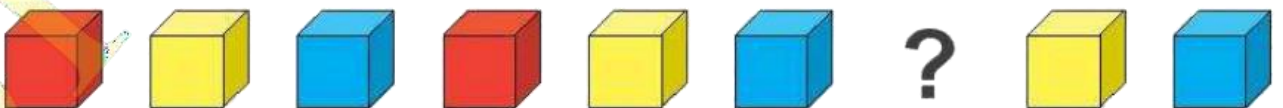
- Có..... 

5. Hình khối thích hợp đặt vào dấu “?” là hình nào?

a.



b.




BÀI 34: PHÉP TRỪ, DẤU -



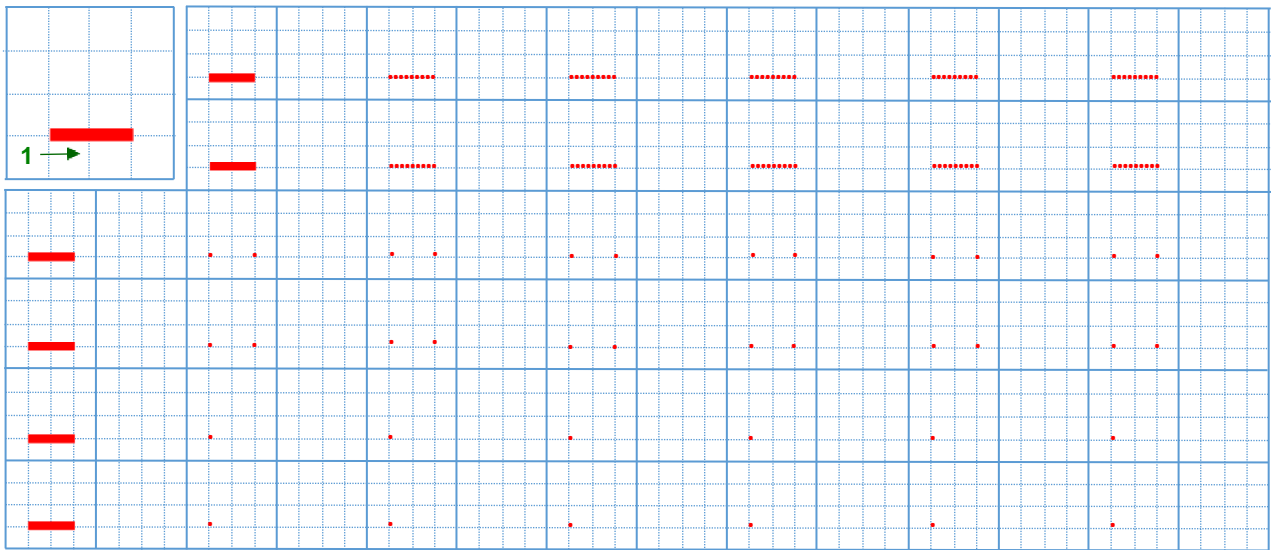
$$2 - 1 = 1$$

hai trừ một bằng một



Dấu trừ (-)


1. Tập tô, tập viết dấu -:



2. Nhìn hình và viết dấu thích hợp vào ô trống:

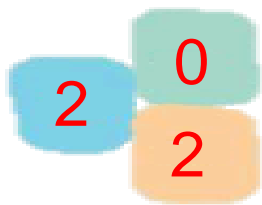


3		1	=	2
---	--	---	---	---

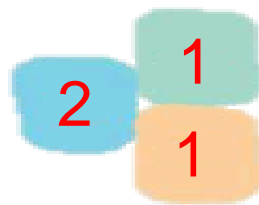


4		2	=	2
---	--	---	---	---

BÀI 35: PHÉP TRỪ TRONG PHẠM VI 2



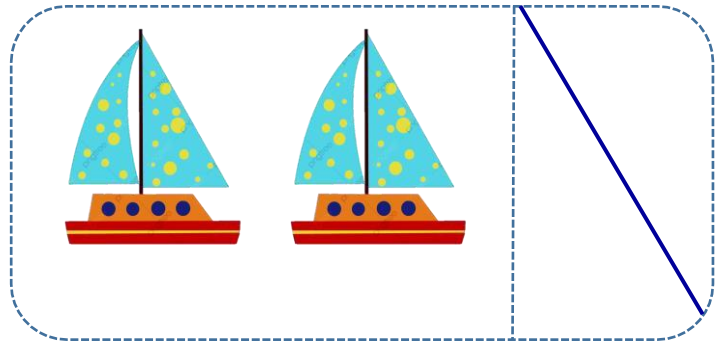

$$2 - 0 = 2$$



$$2 - 1 = 1$$

$$2 - 2 = 0$$

1. Số ?



$$2 - 1 = \underline{\quad}$$

$$2 - 0 = \underline{\quad}$$



$$2 - 2 = \underline{\quad}$$

2. Điền số thích hợp vào chỗ chấm:

$$\begin{array}{r} 2 \\ - \\ 1 \\ \hline \dots \end{array}$$

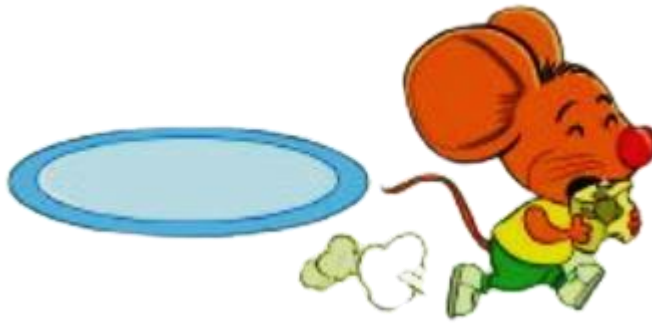
$$\begin{array}{r} 2 \\ - \\ 2 \\ \hline \dots \end{array}$$

$$\begin{array}{r} 2 \\ - \\ \dots \\ \hline 2 \end{array}$$

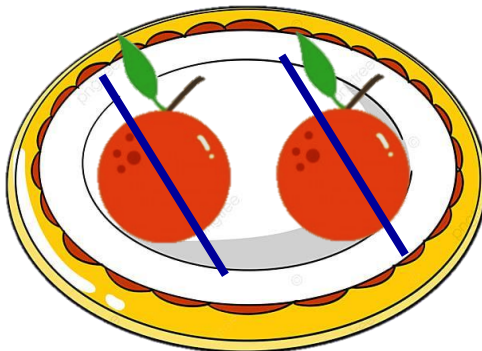
3. Nhìn tranh và viết phép trừ thích hợp:



$$\square - \square = \square$$

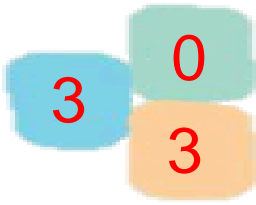


$$\square - \square = \square$$



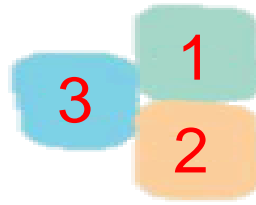
$$\square - \square = \square$$

BÀI 36: PHÉP TRỪ TRONG PHẠM VI 3



$$3 - 0 = 3$$

$$3 - 3 = 0$$




$$3 - 1 = 2$$

$$3 - 2 = 1$$

1. SỐ ?




$$3 - 1 = \quad$$



$$3 - 2 = \quad$$



$$3 - 3 = \quad$$



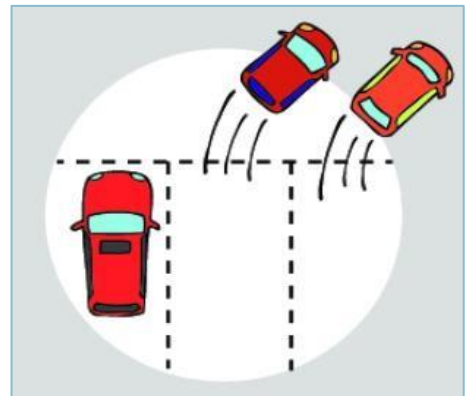
$$3 - 0 = \quad$$

2. Điền số thích hợp vào chỗ chấm:

$\begin{array}{r} 3 \\ - 1 \\ \hline \dots \end{array}$	$\begin{array}{r} 3 \\ - 2 \\ \hline \dots \end{array}$	$\begin{array}{r} 3 \\ - 3 \\ \hline \dots \end{array}$
---	---	---


$\begin{array}{r} 3 \\ - 0 \\ \hline \dots \end{array}$	$\begin{array}{r} 3 \\ - \dots \\ \hline 2 \end{array}$	$\begin{array}{r} \dots \\ - 2 \\ \hline 1 \end{array}$
---	---	---

3. Nhìn tranh và viết phép trừ thích hợp:



$$\square - \square = \square$$

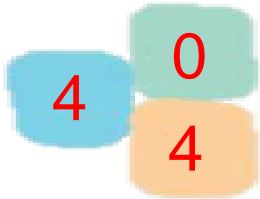
$$\square - \square = \square$$



$$\square - \square = \square$$

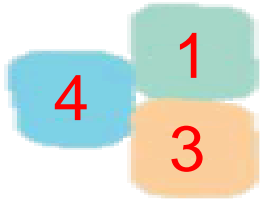
$$\square - \square = \square$$

BÀI 37: PHÉP TRỪ TRONG PHẠM VI 4



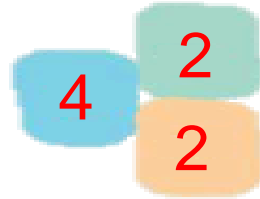
$$4 - 0 = 4$$

$$4 - 4 = 0$$



$$4 - 1 = 3$$

$$4 - 3 = 1$$



$$4 - 2 = 2$$


1. Số ?




$$4 - 0 = \square$$



$$4 - 1 = \square$$



$$4 - 2 = \square$$



$$4 - 3 = \square$$




$$4 - 4 = \square$$

2. Điền số thích hợp vào chỗ chấm:

$\begin{array}{r} 4 \\ - 1 \\ \hline \dots \end{array}$	$\begin{array}{r} 4 \\ - 2 \\ \hline \dots \end{array}$	$\begin{array}{r} 4 \\ - 3 \\ \hline \dots \end{array}$	$\begin{array}{r} 4 \\ - 0 \\ \hline \dots \end{array}$
---	---	---	---

$\begin{array}{r} 4 \\ - 4 \\ \hline \dots \end{array}$	$\begin{array}{r} 4 \\ - \dots \\ \hline 2 \end{array}$	$\begin{array}{r} \dots \\ - 1 \\ \hline 3 \end{array}$	$\begin{array}{r} 4 \\ - \dots \\ \hline 0 \end{array}$
---	---	---	---


3. Nhìn tranh và viết phép trừ thích hợp:



$$\square - \square = \square$$



$$\square - \square = \square$$

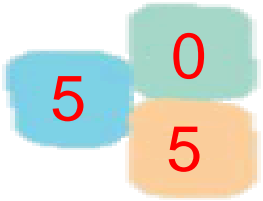


$$\square - \square = \square$$



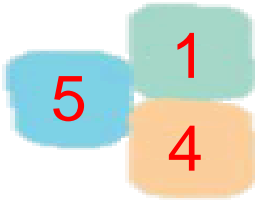
$$\square - \square = \square$$

BÀI 38: PHÉP TRỪ TRONG PHẠM VI 5



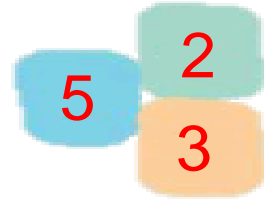
$$5 - 0 = 5$$

$$5 - 5 = 0$$



$$5 - 1 = 4$$

$$5 - 4 = 1$$




$$5 - 2 = 3$$

$$5 - 2 = 3$$


1. SỐ ?




$$5 - 0 =$$



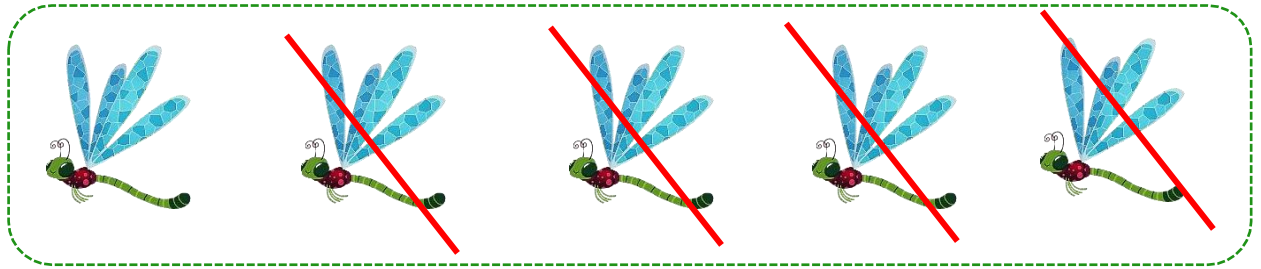
$$5 - 1 =$$



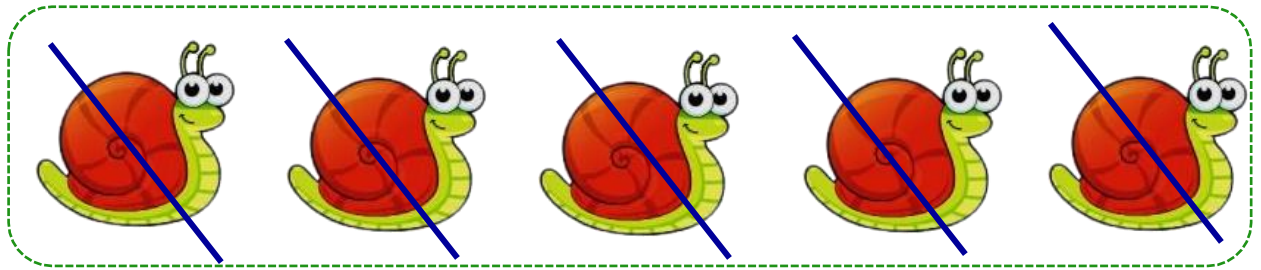
$$5 - 2 =$$



$$5 - 3 = \underline{\quad}$$



$$5 - 4 = \underline{\quad}$$



$$5 - 5 = \underline{\quad}$$

2. Điền số thích hợp vào chỗ chấm:

$\begin{array}{r} 5 \\ - 1 \\ \hline \dots \end{array}$	$\begin{array}{r} 5 \\ - 3 \\ \hline \dots \end{array}$	$\begin{array}{r} 5 \\ - 2 \\ \hline \dots \end{array}$	$\begin{array}{r} 5 \\ - 0 \\ \hline \dots \end{array}$
---	---	---	---

$\begin{array}{r} 5 \\ - 4 \\ \hline \dots \end{array}$	$\begin{array}{r} 5 \\ - \dots \\ \hline 2 \end{array}$	$\begin{array}{r} \dots \\ - 1 \\ \hline 4 \end{array}$	$\begin{array}{r} 5 \\ - \dots \\ \hline 0 \end{array}$
---	---	---	---

3. Nhìn tranh và viết phép trừ thích hợp:



$$\square - \square = \square$$



$$\square - \square = \square$$



$$\square - \square = \square$$



$$\square - \square = \square$$



$$\square - \square = \square$$

BÀI 39: LUYỆN TẬP PHÉP TRỪ TRONG PHẠM VI TỪ 1 - 5

1. Số?



$5 - 2 = \square$



$4 - 3 = \square$



$5 - 1 = \square$



$5 - 3 = \square$



$4 - 4 = \square$



$5 - 1 = \square$

2. Tính?

$2 - 1 = \dots$

$4 - 2 = \dots$

$2 - 2 = \dots$

$3 - 1 = \dots$

$3 - 2 = \dots$


$4 - 1 = \dots$

$5 - 4 = \dots$


$5 - 3 = \dots$

$1 - 1 = \dots$

3. Xem tranh viết phép trừ thích hợp:



$\square - \square = \square$



$$\square - \square = \square$$



$$\square - \square = \square$$



$$\square - \square = \square$$




$$\square - \square = \square$$

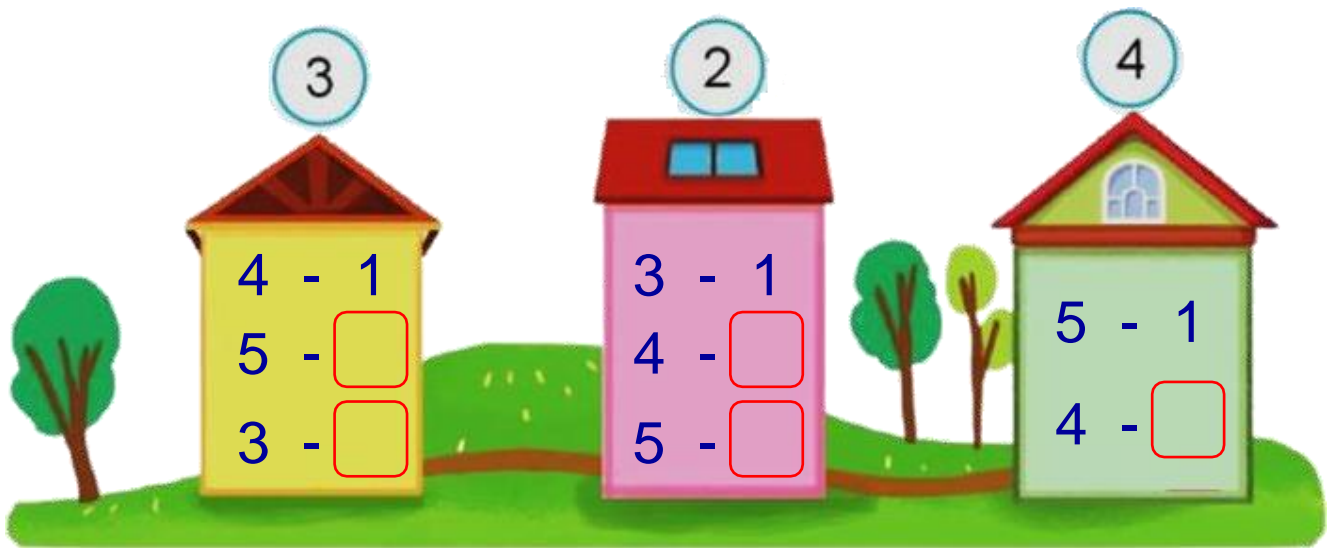


$$\square - \square = \square$$

4. Có con cá đang cắn câu?



5. SỐ?



6. Nhìn tranh viết các phép trừ thích hợp:



.....

.....

.....

7. Tô màu vào phép tính có kết quả bằng 2



$4 - 2$

$3 - 2$

$5 - 4$

$3 - 1$

$5 - 3$

$4 - 2$

$2 - 1$

$4 - 1$

$2 - 0$

8. SỐ?

$$1 - 1 = \square$$

$$\square - 1 = 3$$

$$2 - \square = 2$$

$$4 - \square = 2$$

$$4 - \square = 1$$

$$\square - 3 = 2$$

$$\square - 1 = 2$$

$$4 - \square = 4$$

$$5 - \square = 4$$

$$3 - 0 = \square$$

$$4 - 4 = \square$$

$$5 - 2 = \square$$

9. Chọn kết quả cho mỗi phép tính:

5 - 4 3 - 1 5 - 3 3 - 2

2 - 1

4 - 2

4 - 3

1 2 3 4

4 - 1

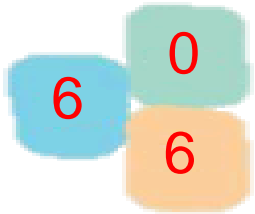
5 - 2

5 - 1

10. Điền dấu >, <, =:

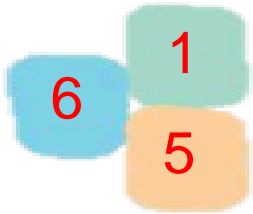


BÀI 4: PHÉP TR TRONG PHẠM VI 6



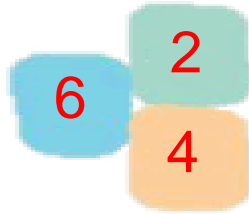
$6 - 0 = 6$

$6 - 6 = 0$




$6 - 1 = 5$

$6 - 5 = 1$



$6 - 2 = 4$

$6 - 4 = 2$




$6 - 3 = 3$


1. SỐ ?



$6 - 0 =$



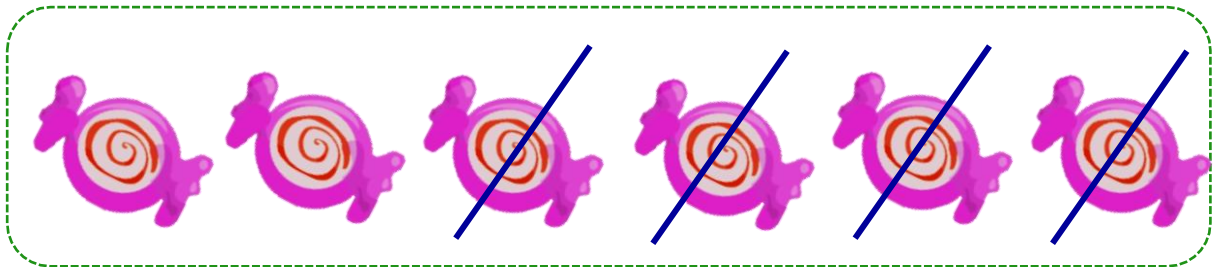
$6 - 1 =$



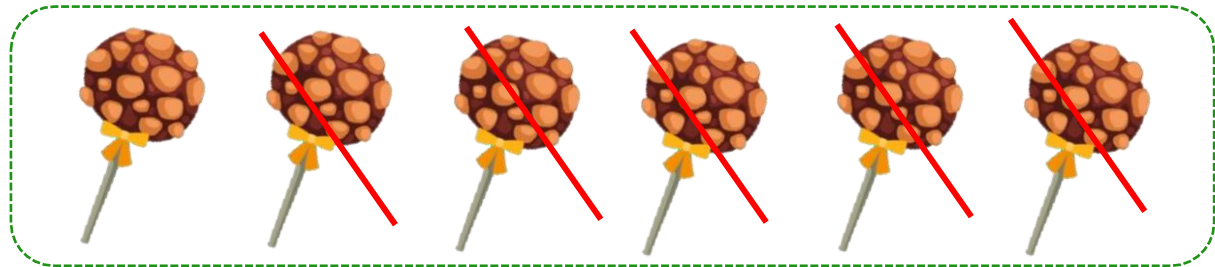
$6 - 2 =$



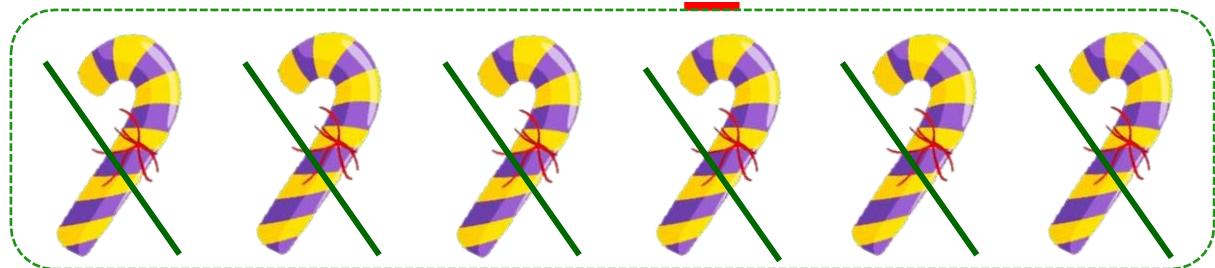
$$6 - 3 =$$



$$6 - 4 =$$



$$6 - 5 =$$



$$6 - 6 =$$

2. Điền số thích hợp vào chỗ chấm:

$\begin{array}{r} 6 \\ - 2 \\ \hline \dots \end{array}$	$\begin{array}{r} 6 \\ - 1 \\ \hline \dots \end{array}$	$\begin{array}{r} 6 \\ - 5 \\ \hline \dots \end{array}$	$\begin{array}{r} 6 \\ - 4 \\ \hline \dots \end{array}$
---	---	---	---

$\begin{array}{r} 6 \\ - 3 \\ \hline \dots \end{array}$	$\begin{array}{r} 6 \\ - \dots \\ \hline 0 \end{array}$	$\begin{array}{r} \dots \\ - 0 \\ \hline 6 \end{array}$	$\begin{array}{r} 6 \\ - \dots \\ \hline 5 \end{array}$
---	---	---	---

3. Nhìn tranh và viết phép trừ thích hợp:




$$\square - \square = \square$$



$$\square - \square = \square$$

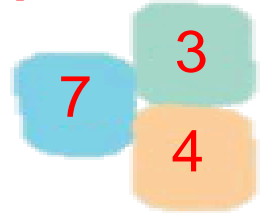

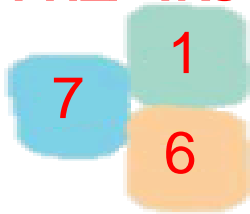
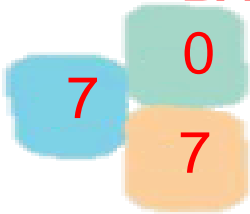


$$\square - \square = \square$$



$$\square - \square = \square$$

BÀI 41: PHÉP TRỪ TRONG PHẠM VI 7



$7 - 0 = 7$

$7 - 1 = 6$

$7 - 2 = 5$

$7 - 3 = 4$


$7 - 7 = 0$

$7 - 6 = 1$

$7 - 5 = 2$

$7 - 4 = 3$

1. SỐ ?



$7 - 0 =$




$7 - 1 =$




$7 - 2 =$



$$7 - 3 =$$



$$7 - 4 =$$



$$7 - 5 =$$



$$7 - 6 =$$



$$7 - 7 =$$

2. Đặt tính rồi tính (theo mẫu):

$7 - 2$

$$\begin{array}{r} 7 \\ - 2 \\ \hline \end{array}$$

.....

$7 - 6$

.....

.....

.....

$7 - 3$

.....

.....

.....

$7 - 0$

.....

.....

.....

$7 - 5$

.....

.....

.....

$7 - 7$

.....

.....

.....

$7 - 1$

.....

.....

.....


$7 - 4$

.....

.....

.....

3. Nhìn tranh và viết phép trừ thích hợp:



$\square - \square = \square$

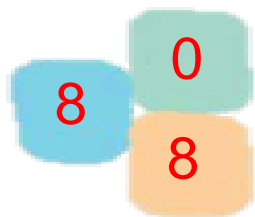


$\square - \square = \square$



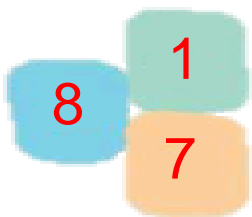
$\square - \square = \square$

BÀI 42: PHÉP TRỪ TRONG PHẠM VI 8



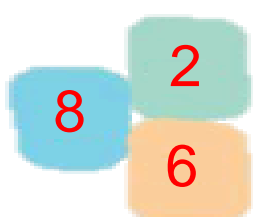
$$8 - 0 = 8$$

$$8 - 8 = 0$$



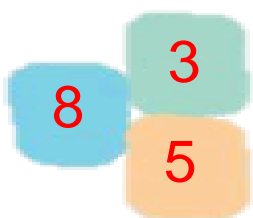
$$8 - 1 = 7$$

$$8 - 7 = 1$$



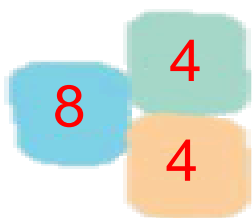
$$8 - 2 = 6$$

$$8 - 6 = 2$$



$$8 - 3 = 5$$

$$8 - 5 = 3$$




$$8 - 4 = 4$$

1. Số ?




8	-	0	=						
---	---	---	---	--	--	--	--	--	--



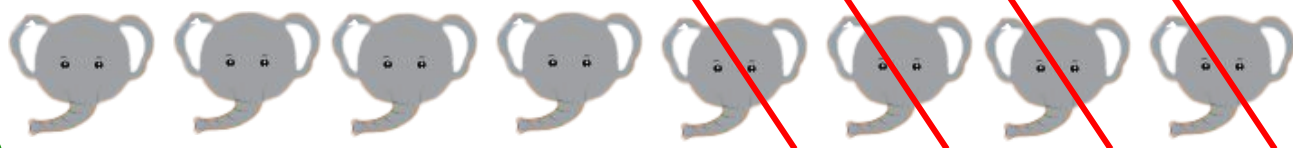
8	-	1	=						
---	---	---	---	--	--	--	--	--	--



$$8 - 2 =$$



$$8 - 3 =$$




$$8 - 4 =$$




$$8 - 5 =$$



$$8 - 6 =$$



8	-	7	=						
---	---	---	---	--	--	--	--	--	--



8	-	8	=						
---	---	---	---	--	--	--	--	--	--

2. Đặt tính rồi tính:

$8 - 2$

.....

.....

.....

$8 - 6$

.....

.....

.....

$8 - 1$

.....

.....

.....

$8 - 3$

.....

.....

.....

$8 - 0$

.....

.....

.....

$8 - 4$

.....

.....

.....

$8 - 5$

.....

.....

.....

$8 - 7$

.....

.....

.....


$8 - 8$

.....

.....


.....

3. Nhìn tranh và viết phép trừ thích hợp:




$$\square - \square = \square$$

$$\square - \square = \square$$



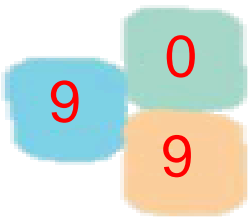
$$\square - \square = \square$$

$$\square - \square = \square$$



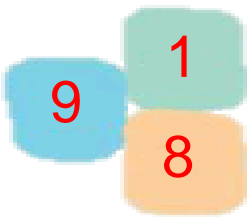
$$\square - \square = \square$$

BÀI 43: PHÉP TRỪ TRONG PHẠM VI 9



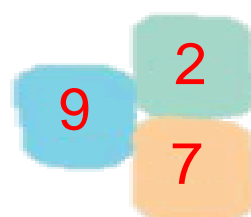
$$9 - 0 = 9$$

$$9 - 9 = 0$$



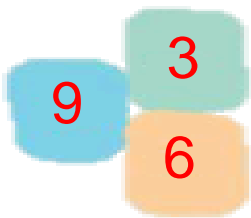
$$9 - 1 = 8$$

$$9 - 8 = 1$$



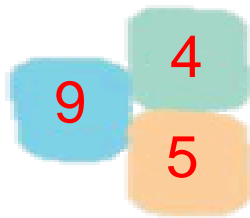
$$9 - 2 = 7$$

$$9 - 7 = 2$$



$$9 - 3 = 6$$

$$9 - 6 = 3$$



$$9 - 4 = 5$$

$$9 - 5 = 4$$

1. Số ?



9	-	0	=	
---	---	---	---	--




9	-	1	=	
---	---	---	---	--



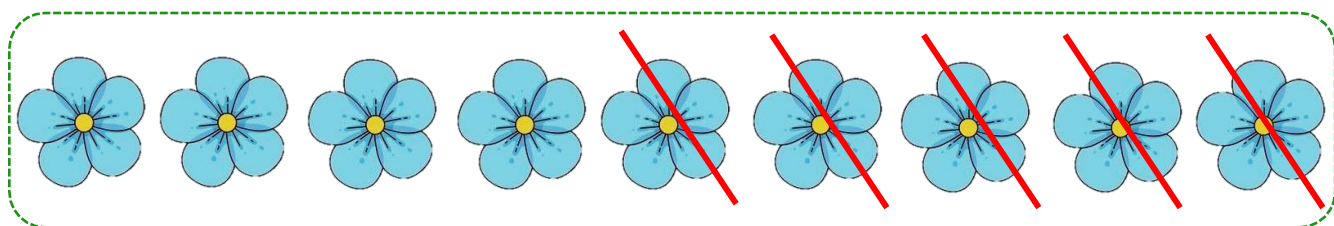
$$9 - 2 =$$



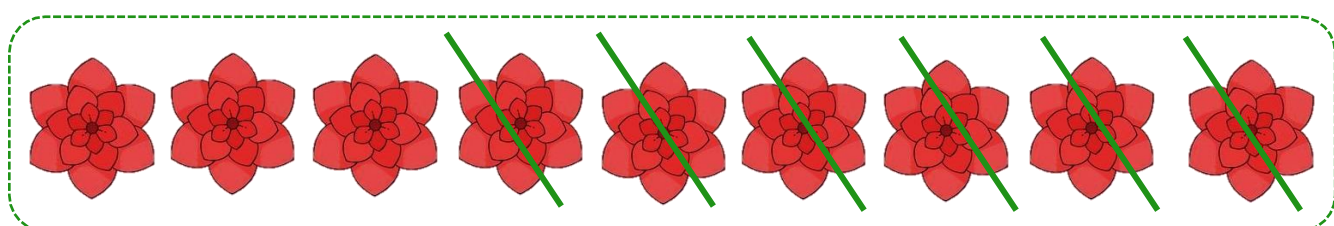
$$9 - 3 =$$




$$9 - 4 =$$




$$9 - 5 =$$




$$9 - 6 =$$



$$9 - 7 = \underline{\quad}$$



$$9 - 8 = \underline{\quad}$$



$$9 - 9 = \underline{\quad}$$

2. Đặt tính rồi tính:

$9 - 2$

.....

.....

.....

$9 - 3$

.....

.....

.....

$9 - 5$

.....

.....

.....

$9 - 1$

.....

.....

.....

$9 - 9$

.....

.....

.....

$9 - 6$

.....

.....

.....

$9 - 0$

.....

.....

.....

$9 - 7$

.....

.....

.....

$9 - 4$

.....

.....

.....

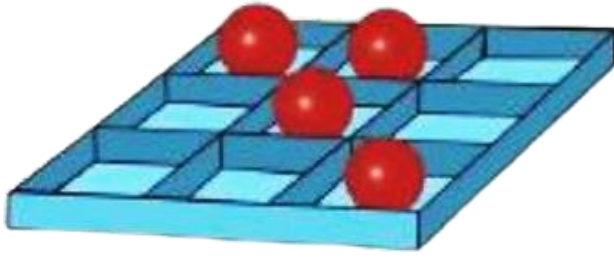
$9 - 8$

.....

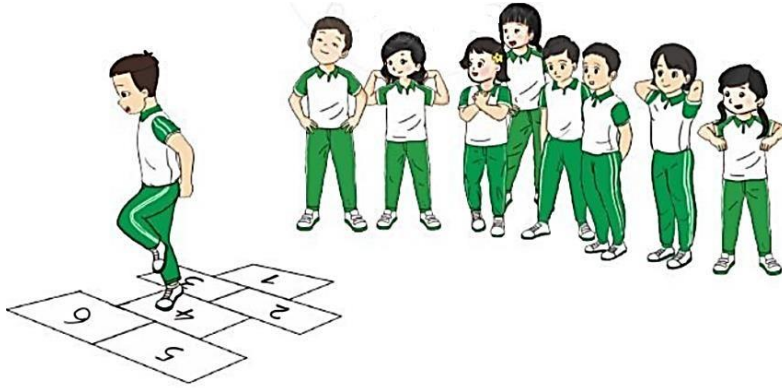
.....

.....

3. Nhìn tranh và viết phép trừ thích hợp:



$$\square - \square = \square$$



$$\square - \square = \square$$

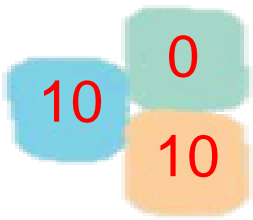


$$\square - \square = \square$$



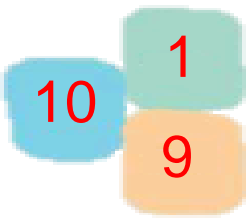
$$\square - \square = \square$$

BÀI 44: PHÉP TRỪ TRONG PHẠM VI 10



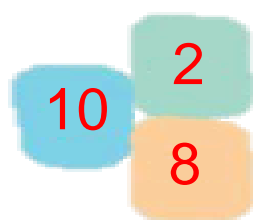
$10 - 0 = 10$

$10 - 10 = 0$



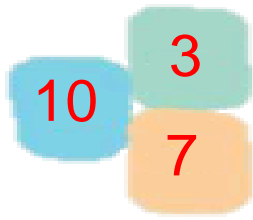
$10 - 1 = 9$

$10 - 9 = 1$



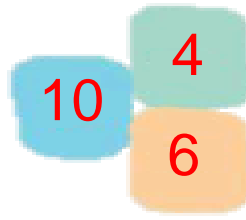
$10 - 2 = 8$

$10 - 8 = 2$



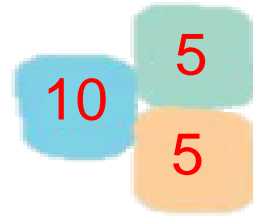
$10 - 3 = 7$

$10 - 7 = 3$



$10 - 4 = 6$

$10 - 6 = 4$



$10 - 5 = 5$

1. Số ?




$10 - 0 =$



$10 - 1 =$




$$10 - 2 =$$



$$10 - 3 =$$




$$10 - 4 =$$



$$10 - 5 =$$



$$10 - 6 =$$




$$10 - 7 =$$



$$10 - 8 =$$



$$10 - 9 =$$



$$10 - 10 =$$

2. Đặt tính rồi tính:

$10 - 2$

$10 - 3$

$10 - 5$

$10 - 1$

$10 - 9$

.....

.....

.....

.....

.....

.....

.....

.....

.....

.....

.....

.....

.....

.....

.....

$10 - 6$

$10 - 10$

$10 - 7$

$10 - 4$

$10 - 8$

.....

.....

.....

.....

.....

.....

.....

.....

.....

.....

.....

.....

.....

.....

.....

3. Nhìn tranh và viết phép trừ thích hợp:




$$\square - \square = \square$$




$$\square - \square = \square$$



$$\square - \square = \square$$



$$\square - \square = \square$$



$$\square - \square = \square$$

BÀI 45: LUYỆN TẬP PHÉP TRỪ TRONG PHẠM VI TỪ 6 - 10

1. Số?



$7 - 1 = \square$



$8 - 1 = \square$



$7 - 2 = \square$



$9 - 6 = \square$



$7 - 3 = \square$



$6 - 2 = \square$



$6 - 5 = \square$



$10 - 2 = \square$



$9 - 1 = \square$



$8 - 3 = \square$



$10 - 5 = \square$



$8 - 4 = \square$



$7 - 7 = \square$



$9 - 7 = \square$

12. Nồi đám mây có cùng kết quả:

$7 - 4$

$5 - 5$

$7 - 0$

$4 - 0$


$3 - 3$

$3 - 0$

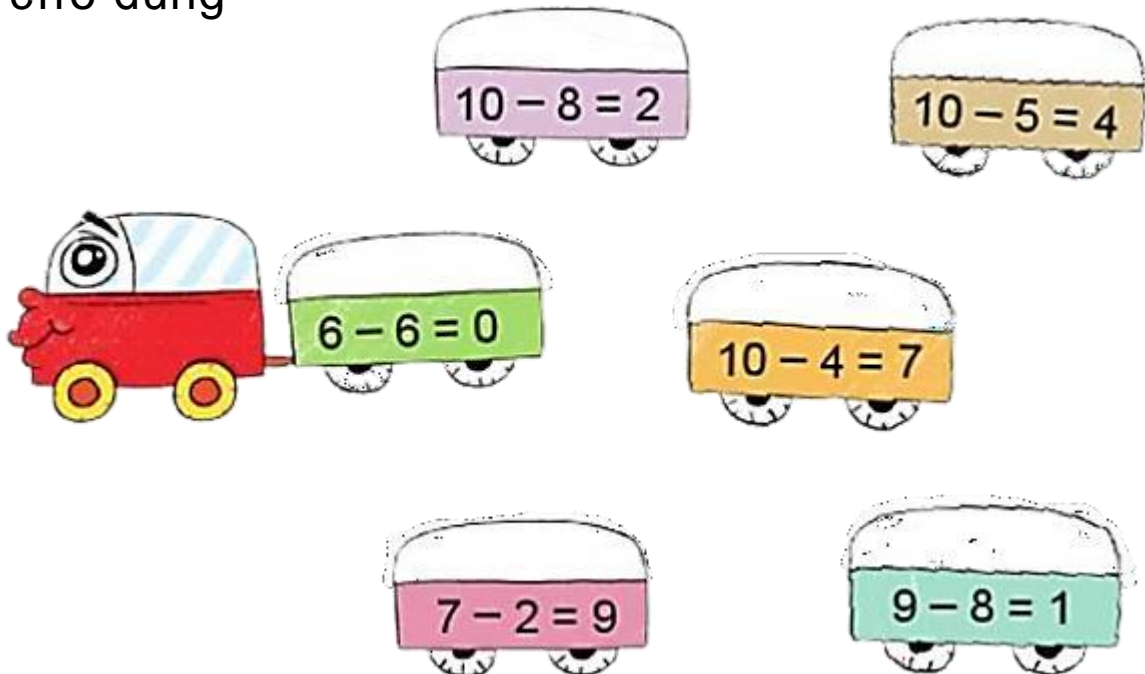
$6 - 2$

$9 - 2$

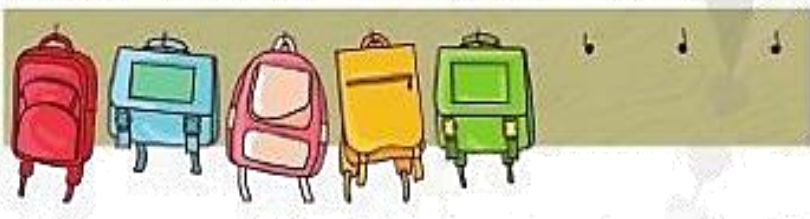
3. Bé hãy tô màu vào bông hoa có kết quả lớn hơn 3



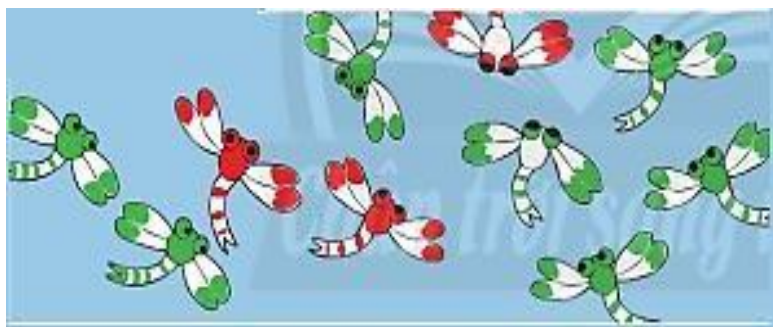
4. Khoanh tròn vào phép tính có kết quả sai và sửa lại cho đúng



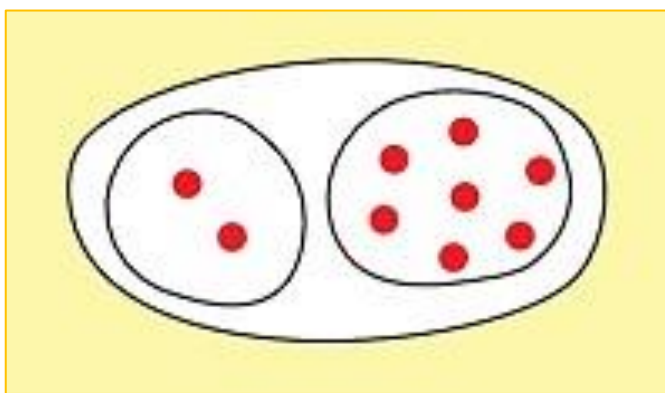
5. Nhìn tranh và viết phép trừ thích hợp



$$\square - \square = \square$$



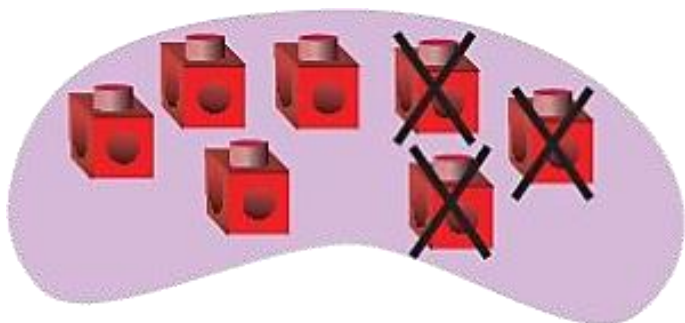
$$\square - \square = \square$$



$$\square - \square = \square$$


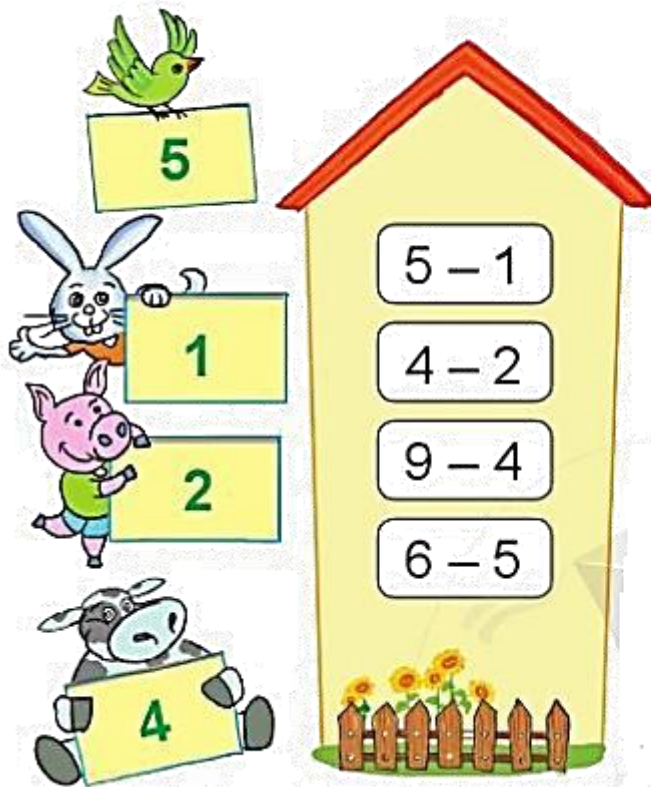


$$\square - \square = \square$$

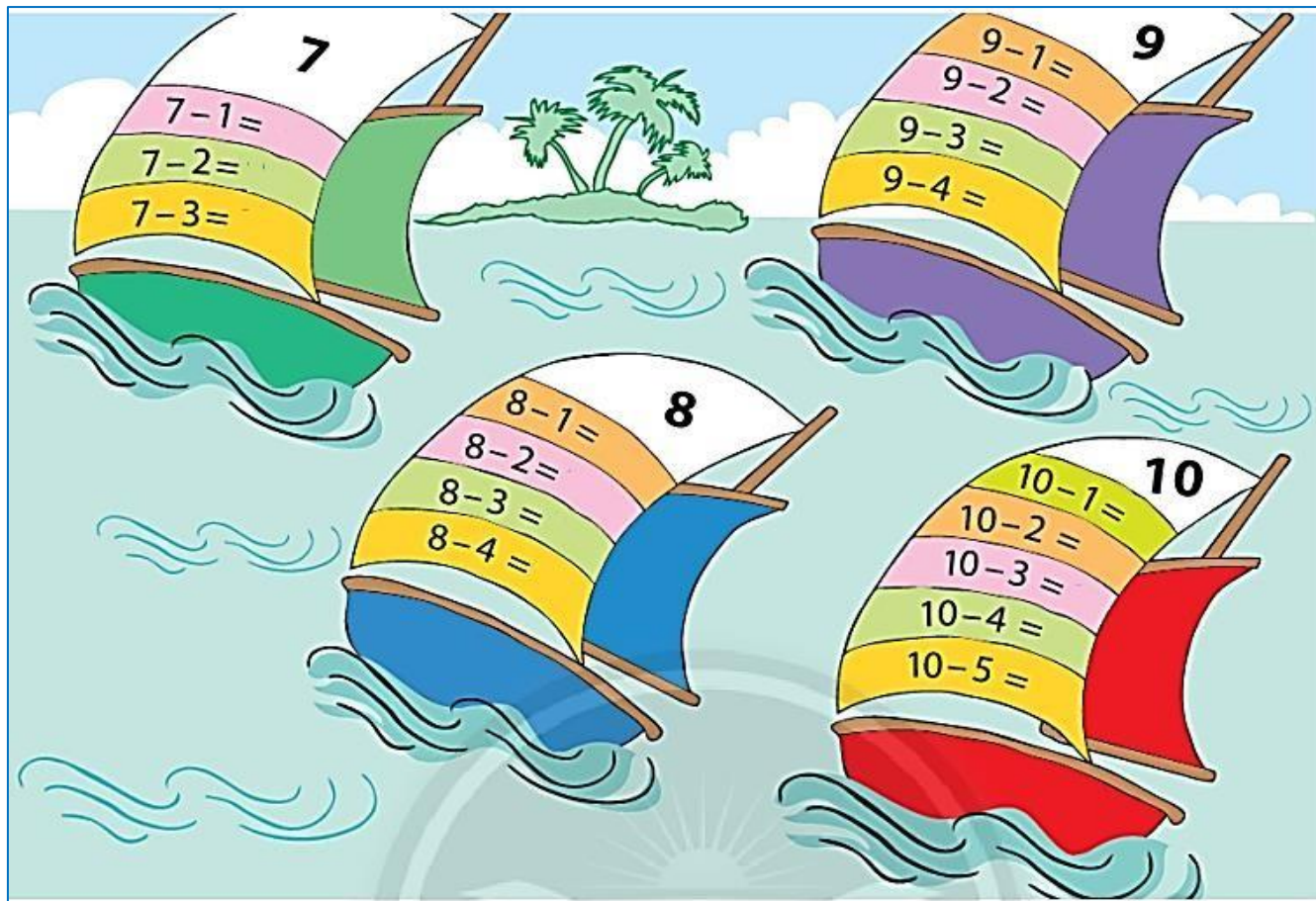


$$\square - \square = \square$$

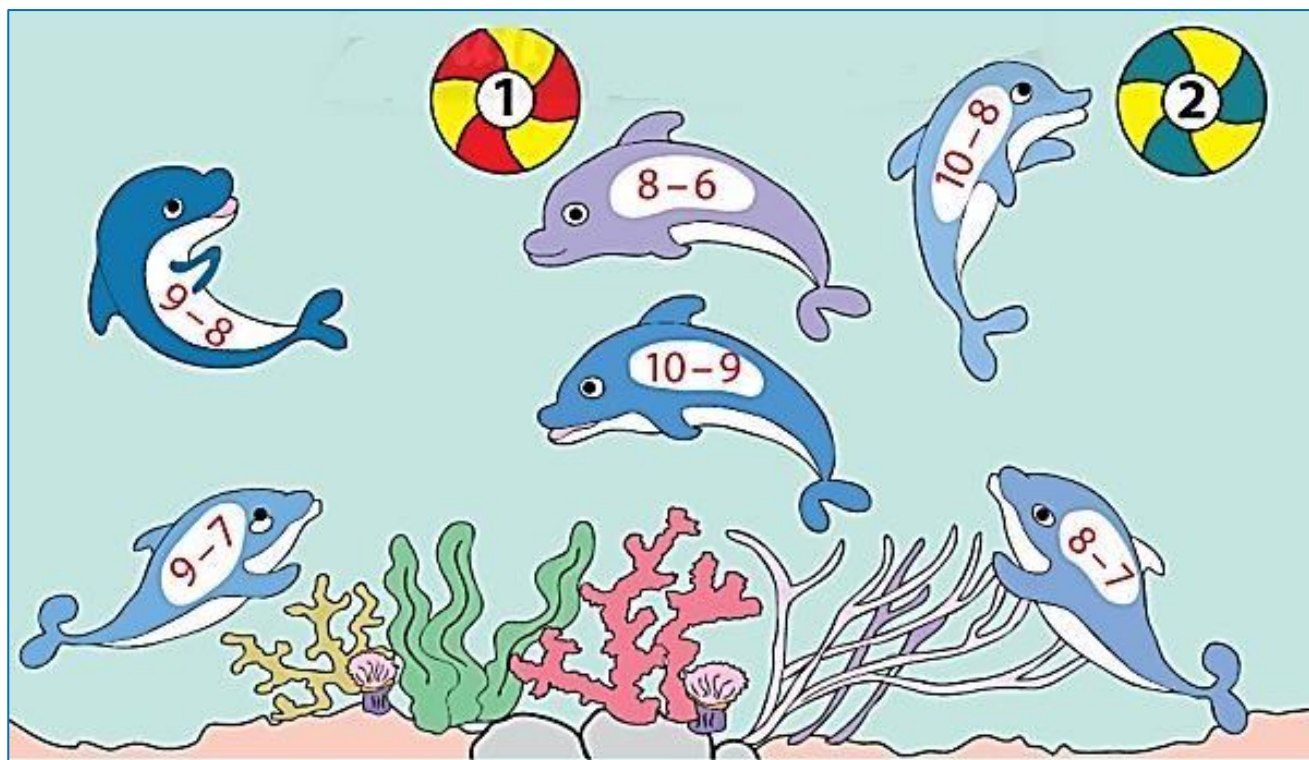
6. Chọn kết quả đúng với mỗi phép tính:




7. Số?



8. Tìm bóng cho cá heo:



9. Số?




10. Xe nào về kho? (tô màu vào ô tô đó)



11. Tìm số?

$6 - 1 = 5$
 $6 - 5 = 1$



12. Chọn kết quả cho mỗi phép tính:



13. Tính (theo mẫu):



$$8 - 3 - 1 = \boxed{4}$$
$$\downarrow$$
$$\boxed{5}$$

$$8 - 3 = 5$$

$$5 - 1 = 4$$



$$7 - 3 = 4$$

$$4 - 2 = 2$$

a.

$$4 - 1 - 1 = \dots$$

$$9 - 1 - 3 = \dots$$



$$7 - 1 - 2 = \dots$$

$$10 - 5 - 2 = \dots$$

$$5 - 2 - 2 = \dots$$




$$8 - 4 - 3 = \dots$$

b.



BÀI 46: LUYỆN TẬP CHUNG

1. Số?



2. Cho các số sau:



- Sắp xếp theo thứ tự từ bé đến lớn:.....

- Sắp xếp theo thứ tự từ lớn đến bé:.....

3. Điền số còn thiếu vào ô trống:

0	1	2			5					
---	---	---	--	--	---	--	--	--	--	--

10		8	7			4				
----	--	---	---	--	--	---	--	--	--	--

4. Tính nhẩm:

$2 + 5 = \dots$

$6 + 2 = \dots$

$8 - 5 = \dots$

$3 + 6 = \dots$

$3 + 7 = \dots$


$4 + 4 = \dots$

$10 - 3 = \dots$

$9 - 4 = \dots$

$7 - 2 = \dots$


5. Chọn phép tính thích hợp với mỗi tranh vẽ:



$5 - 2$



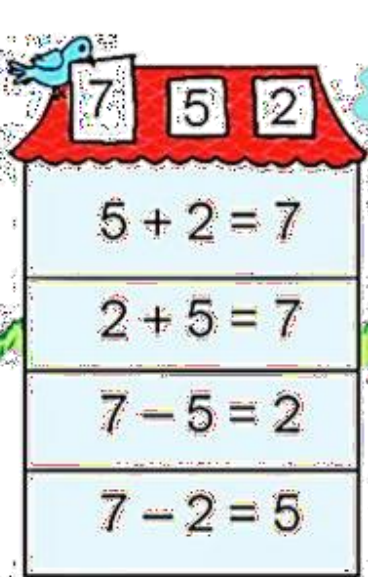
$4 + 1$



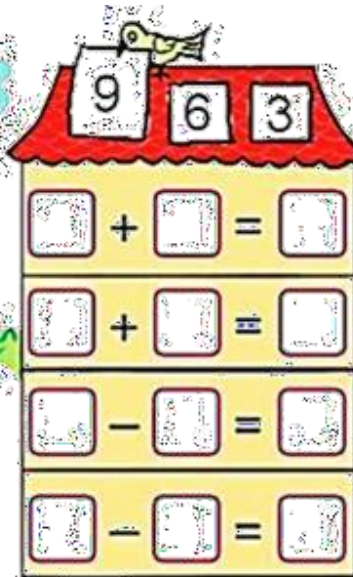
$5 - 1$

$3 + 2$

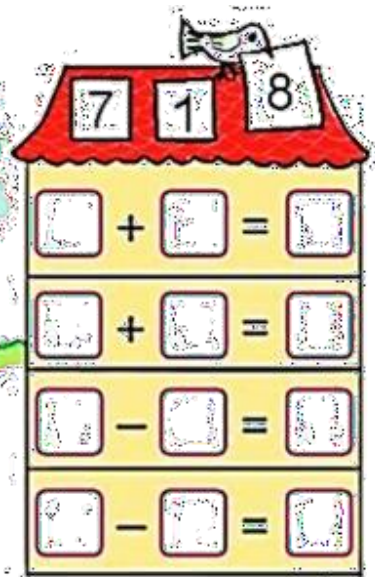
6. Nêu các phép tính thích hợp (theo mẫu)



7 5 2

 $5 + 2 = 7$ $2 + 5 = 7$ $7 - 5 = 2$ $7 - 2 = 5$ 

9 6 3

 $\square + \square = \square$ $\square + \square = \square$ $\square - \square = \square$ $\square - \square = \square$ 

8 7 1

 $\square + \square = \square$ $\square + \square = \square$ $\square - \square = \square$ $\square - \square = \square$

7. Số?

a. $5 + 1 = \square$

$4 + \square = 6$

$4 + \square = 8$

$6 - 1 = \square$

$6 - \square = 4$

$8 - \square = 4$

b. $3 + \square = 5$

$6 + \square = 9$

$7 + \square = 10$

$5 - \square = 3$

$9 - \square = 6$

$10 - \square = 7$


8. Tìm số còn thiếu?



$6 + \square = 10$



$3 + \square = 10$



$2 + \square = 6$

9. Số?

$3 + \square = 2$

$4 + \square$

$10 - \square$

5

$8 - \square$


$5 + \square$

$2 + \square$


10. Nhìn tranh viết phép tính:



$$4 + \square + \square = \square$$




$$9 - \square - \square = \square$$



$$\square + \square = 9$$

$$9 - \square = \square$$



$$\square + \square = 10$$

$$10 - \square = \square$$



$$2 \bigcirc \square \bigcirc \square = \square$$



$$8 \bigcirc \square \bigcirc \square = \square$$

11. So sánh:

$3 + 5 \square 6$

$8 - 6 \square 0$

$5 + 5 \square 10$


$7 - 0 \square 7$

$4 + 4 \square 9$


$2 - 2 \square 2$

12. Tìm đuôi cho các con vật sao cho kết quả bằng nhau bằng cách tô màu giống đầu con vật.


a.




b.




13. Nói



14. Số?



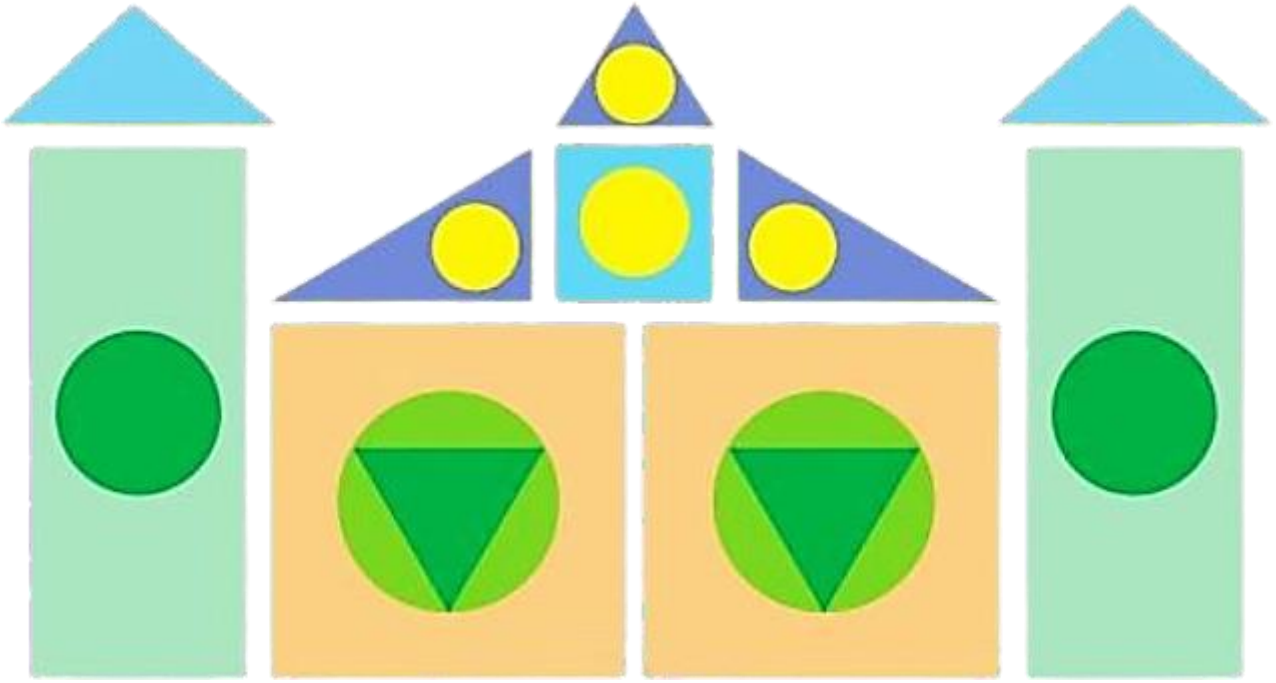
15. Tìm bông hoa có kết quả bằng 5







16. Nối phép tính với kết quả đúng

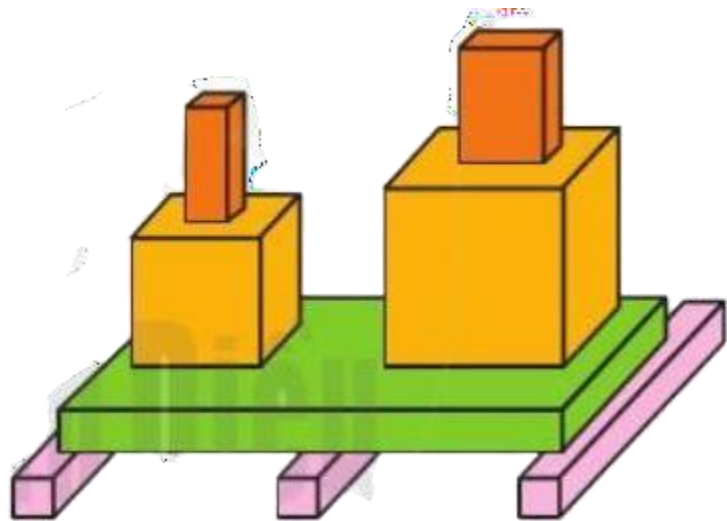
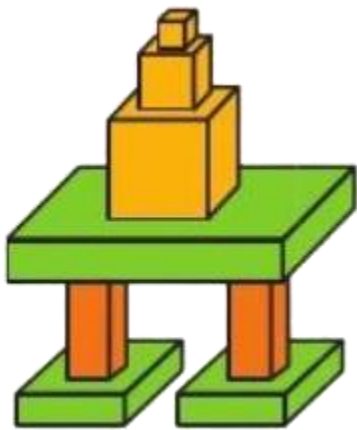
6 + 1	10 - 9	3 - 3	6 - 3	7 - 0	6 - 1
5 + 4					8 - 2
7 - 6					6 + 3
2 - 0					3 - 1
6 + 2					4 + 3
9 - 4					5 - 2
1 + 3					3 + 5



17. Đếm hình





- Cóhình  , có..... hình 
 cóhình  , có.....hình 

18. Đếm khối



- Có..... 
 - Có..... 

- Có..... 
 - Có..... 

19. So sánh

5

 $3 + 2 - 1$

7

 $7 + 1 - 1$

4

 $8 - 1 + 2$ $5 - 3$  $3 + 2 - 1$ $9 - 2$ $7 - 1$ $5 - 2$ $8 - 3 - 2$ $9 - 5$ $4 + 2$

20. Bé hãy điền số thích hợp sau đó tô màu cho hình vẽ theo ý thích.

a.

The maze consists of a grid of squares. The starting point is a square containing the number 4, with a downward arrow above it. The maze path is defined by the following numbers in the squares:



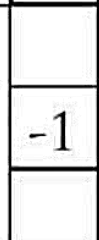
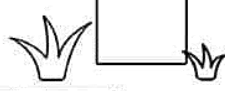
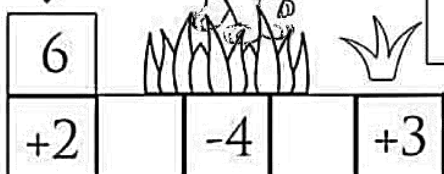
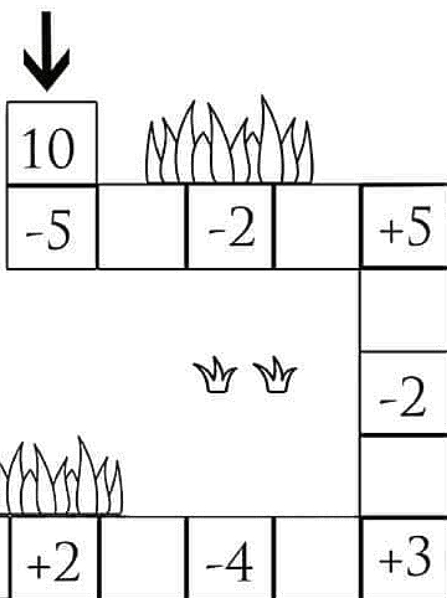
- Row 1: 4
- Row 2: +1, -2, +5
- Row 3: -3
- Row 4: +3, -4, +2
- Row 5: -1
- Row 6: +2
- Row 7: -3

Obstacles and decorations include flames, clouds, and grass tufts scattered throughout the maze.

b.

c

d.



e.

21. Số ?.

$3 + 1 = \square$

$7 + 2 = \square$

$5 + 5 = \square$

$8 + 1 = \square$

$3 + 4 = \square$

$4 + 2 = \square$

$2 + 7 = \square$

















$1 + 3 = \square$

$4 + 3 = \square$









$4 + 4 = \square$



22. Số ?.

 +  = 3 <input type="text" value="2"/> + <input type="text" value="1"/> = 3	 +  = <input type="text"/> + <input type="text"/> =
 +  = <input type="text"/> + <input type="text"/> =	 +  = <input type="text"/> + <input type="text"/> =
 +  = <input type="text"/> + <input type="text"/> =	 +  = <input type="text"/> + <input type="text"/> =
 +  = <input type="text"/> + <input type="text"/> =	 +  = <input type="text"/> + <input type="text"/> =

23. Bé hãy tô màu thích hợp vào chấm tròn tương ứng với phép tính ?.

$6 + 1 = 7$	
$7 + 1 =$	
$3 + 6 =$	
$8 + 1 =$	
$5 + 3 =$	
$2 + 5 =$	
$4 + 4 =$	
$6 + 3 =$	

24. Số ?.

$$\begin{array}{r} + 3 \\ 2 \\ \hline \end{array}$$

$$\begin{array}{r} + 2 \\ 2 \\ \hline \end{array}$$



$$\begin{array}{r} + 3 \\ 4 \\ \hline \end{array}$$

$$\begin{array}{r} + 4 \\ 2 \\ \hline \end{array}$$

$$\begin{array}{r} + 3 \\ 5 \\ \hline \end{array}$$

$$\begin{array}{r} 8 \\ - 3 \\ \hline \end{array}$$







$$\begin{array}{r} 9 \\ - 2 \\ \hline \end{array}$$

$$\begin{array}{r} 8 \\ - 5 \\ \hline \end{array}$$

$$\begin{array}{r} 9 \\ - 7 \\ \hline \end{array}$$





$$\begin{array}{r} 7 \\ - 1 \\ \hline \end{array}$$

25. Khoanh tròn vào hình cá sấu phù hợp với phép tính ?





9   4 


5   5 



6   8 


5   4 


10   10 


3   7 


7   4 


3   8 